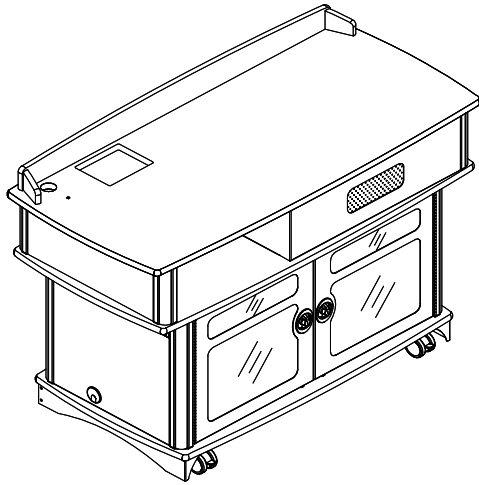


Doctorate Lectern

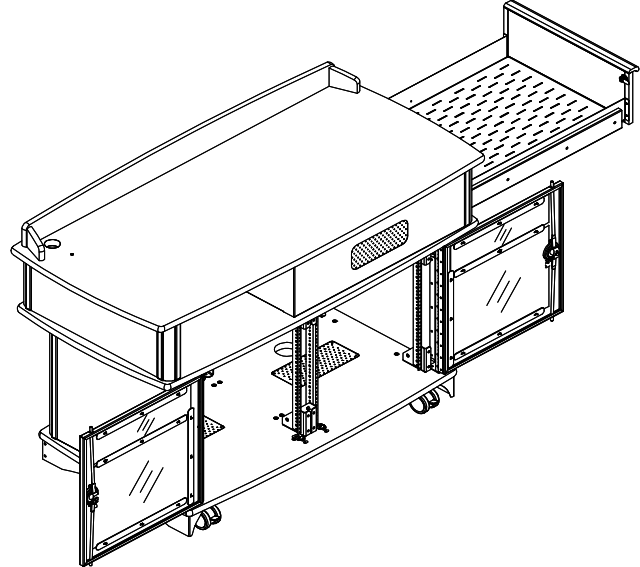
55245	Standard Doctorate Lectern (w/ surround & Cable Cubby™ 800 cut-out)
55244	Standard Doctorate Lectern (w/ surround and no work surface cut-outs)
55338	w/ TouchLink™ Cubby Panel 350CV cut-out in work surface (w/ surround)
55337	w/ TouchLink™ 700MV cut-out in overbridge

Choose (one) of the following designations and add to part #:

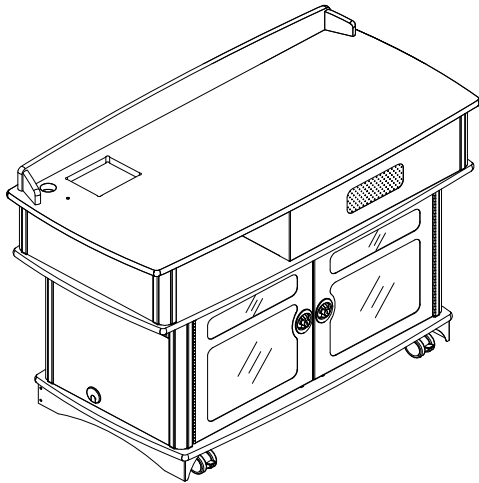
TW - 3" Twin-Wheel casters
TK - Toe Kick



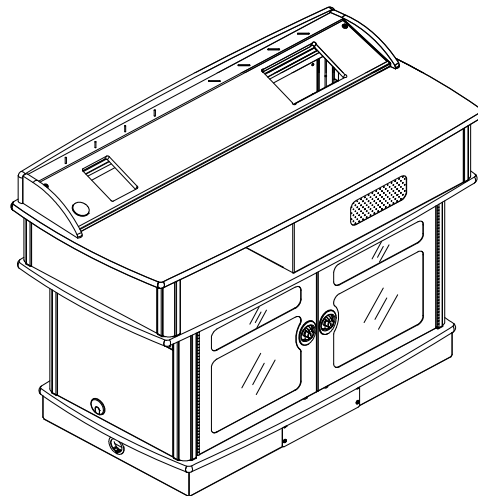
Standard Doctorate Lectern w/ surround & Cable Cubby™ 800 cut-out
 55245TW



Standard Doctorate Lectern w/ surround & no work surface cut-outs
 55244TW



Doctorate Lectern w/ surround & TouchLink™ Cubby Panel 350CV cut-out
 55338TW



Doctorate Lectern w/ overbridge & TouchLink™ 700MV cut-out & Toe Kick
 55337TK

Color Options

Standard laminate / Color combinations:

- Wild Cherry / Black (CHB)
- Indigo Organix / Dark Gray (ID)
- Fusion Maple / Black (FMB)
- Indigo Organix / Black (IB)

Standard color combination refers to the quickest deliverable product color combination. Custom laminates and color combinations are available-additional lead-times and up-charges may apply. Call 800-235-1262 for further information.

The Doctorate Interactive Lectern is a SMART® compatible lectern designed to effectively work with all the latest in interactive presentation technology. Loaded with standard features, the Doctorate Lectern is spacious enough to house a wide variety of multimedia equipment. Stylish design features include solid wood edges and steel skirt

(See p.3 for models and options)

Features and Benefits

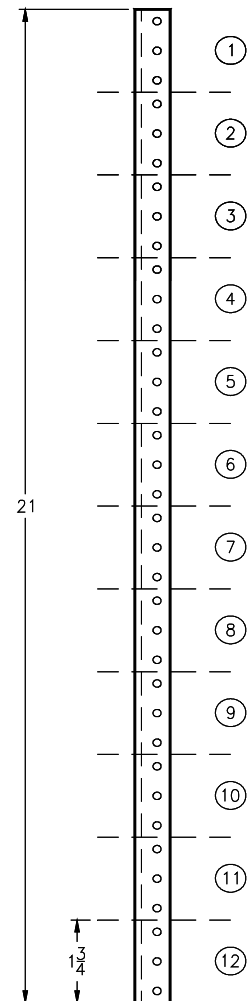
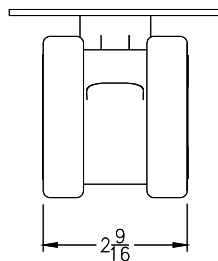
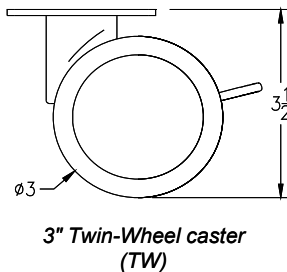
- Standard work surface and overbridge console versions allows installation of multiple Extron® presentation controllers
- Blank work surface version allows custom cut-outs
- Pull-out locking drawer (with vented bottom) on full-extension ball bearing drawer slides provides security and quick access to a document camera
- Optional pull-out adjustable keyboard tray provides convenient keyboard access
- Double-bolt, keyed locking front doors provide security and easy-access
- Removable back panels provide security and easy-access to rear of unit making it easy to maintain audio, video, and multi-media equipment
- Removable acrylic viewing/access panel on the front door provides easy monitoring and access to internal equipment
- Scratch and impact resistant 1¹/₁₆" high-pressure laminate work surface
- 3" swivel locking Twin-Wheel (TW) casters, or Toe Kick (TK) versions available
- Ventilated internal and side panels keep equipment cool
- Work surface and internal grommets keep wires and cords manageable
- Pre-drilled left monitor arm mounting hole with cap provides easy installation of a monitor arm
- Work surface surround provides privacy and elegance
- Work surface has ample room for papers, laptops, projectors, and most peripheral equipment
- Dual position front and rear rack-rail equipment mounting
- Enough storage space for an internal tower CPU
- Wide variety of options and accessories allow unit to be configured to most situations
- Warranted to be free of all defects in materials and workmanship with a 10-year warranty

Construction

- The work surface and base panel are constructed from 1¹/₁₆" thick industrial-grade composite board with .030 high-pressure laminate on one face, and a balancing phenolic backer on the opposing face
- Metal components consist of 16 and 20-gauge steel
- 16-gauge steel doors and corner columns
- All metal components are finished with a scratch-resistant powder coat epoxy
- Work surface and surround edges are finished with a laminated /solid wood core
- Clear acrylic viewing panels
- Solid wood corner trim
- Each Doctorate Lectern is factory-assembled w/ casters, packaged, and shipped on its own skid

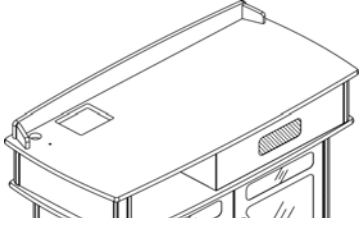
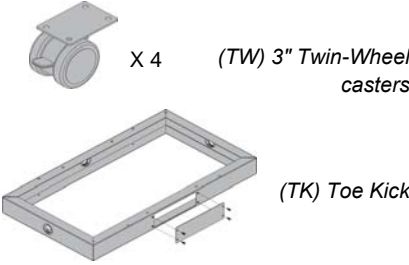
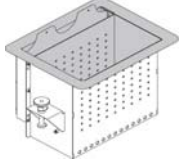
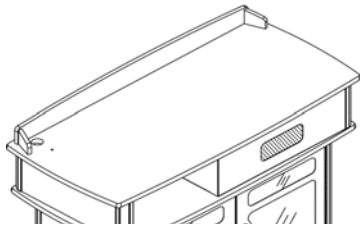
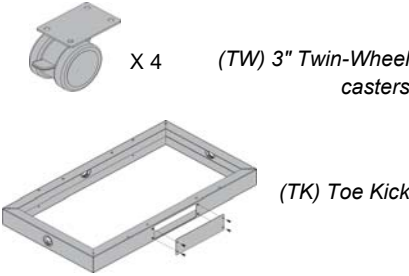
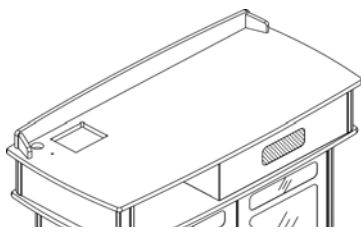
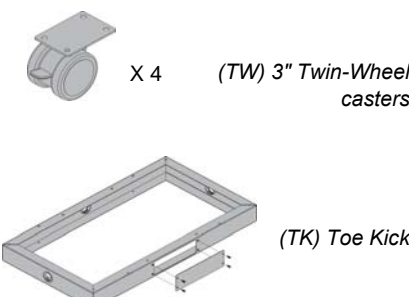
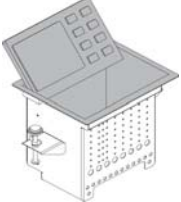
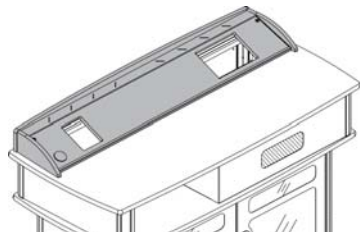
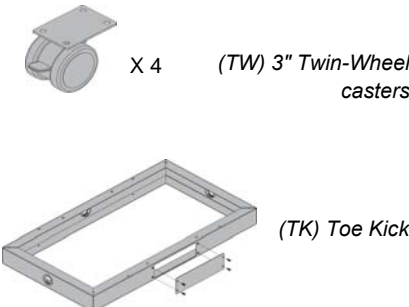

Capacity

- Overall dimensions: (See dimensioned drawings)
 - Total internal area (lower section): 45³/₄"W x 25"D x 21⁷/₈"H
 - The CPU area is 13"W x 23"D x 22"H
 - Four sets of standard rack rail provide 12RU each (front and rear mounted) (Total of 48RU)
 - Pull-out document camera drawer is 20⁷/₈"W x 29¹⁵/₁₆"D (8³/₈" (top-to-bottom clearance)
 - The 3" twin wheels have a weight capacity of 165 lbs each (660 lbs max total unit weight)
 - Meets or exceeds all ANSI-BIFMA test standards
 - Features and specifications subject to change without notice
- **Unit weight (nominal):** 316 lbs
- **Shipping weight (nominal):** 427 lbs

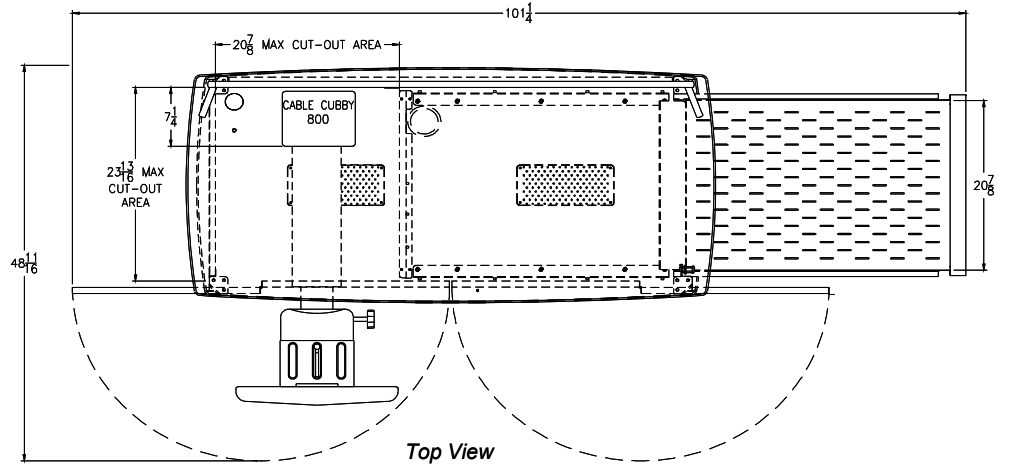


Doctorate Lectern Rack Rail
(12 Rack-Units available)

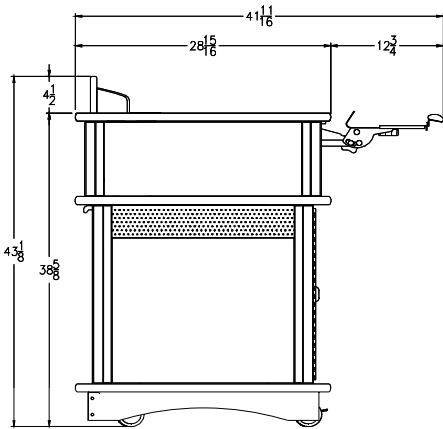
Doctorate Lectern models & options

	Base Options:	Cut-outs for use with:
 <p>Doctorate Lectern w/ Cable Cubby™ 800 cut-out in work surface</p> <p>55245</p>	 <p>X 4 (TW) 3" Twin-Wheel casters</p> <p>(TK) Toe Kick</p>	 <p>Cable Cubby™ 800 (also includes one 2" grommet in work surface) see p.6 for dimensions Extron® equipment not included</p>
 <p>Doctorate Lectern w/ blank work surface</p> <p>55244</p>	 <p>X 4 (TW) 3" Twin-Wheel casters</p> <p>(TK) Toe Kick</p>	<p>Blank work surface-no cut-outs (Includes one 2" grommet in work surface)</p>
 <p>Doctorate Lectern w/ TouchLink™ Cubby Panel 350CV cut-out in work surface</p> <p>55338</p>	 <p>X 4 (TW) 3" Twin-Wheel casters</p> <p>(TK) Toe Kick</p>	 <p>TouchLink™ Cubby Panel 350CV (also includes one 2" grommet in work surface) see p.6 for dimensions Extron® equipment not included</p>
 <p>Doctorate Lectern w/ TouchLink™ 700MV cut-out in overbridge</p> <p>55337</p>	 <p>X 4 (TW) 3" Twin-Wheel casters</p> <p>(TK) Toe Kick</p>	 <p>Cable Cubby™ 300S TouchLink™ 700MV</p> <p>(also includes one 2" grommet) see p.6 for dimensions Extron® equipment not included</p>

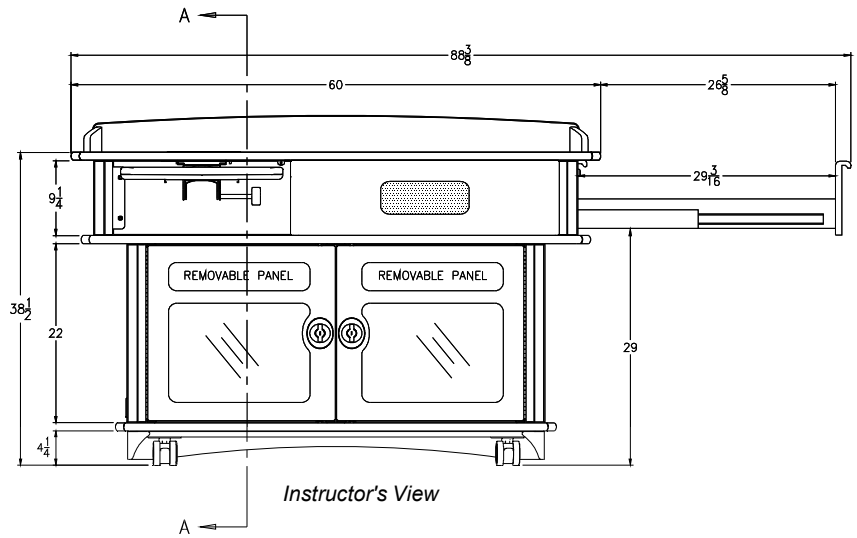
55245TW
Doctorate Lectern
 (shown with optional keyboard tray)



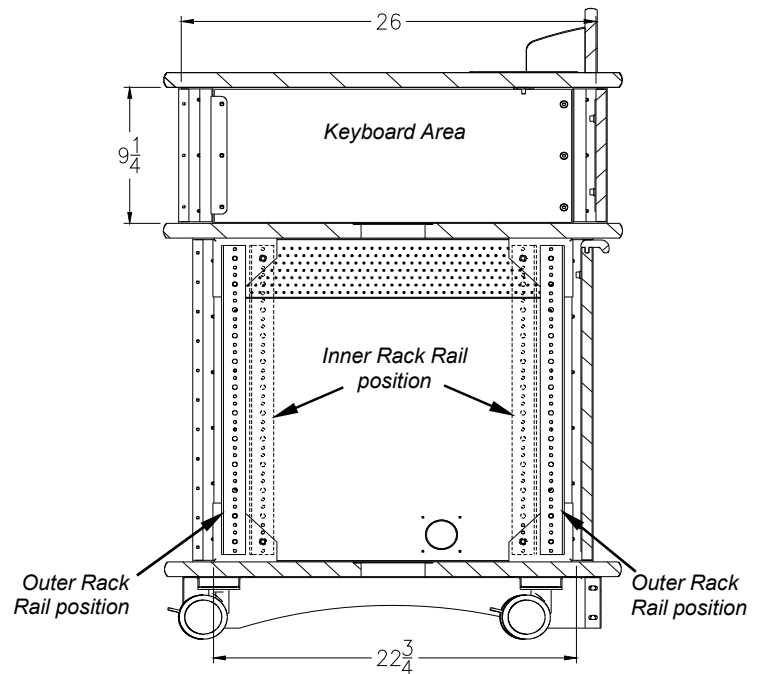
Top View



Left-Side View



Instructor's View



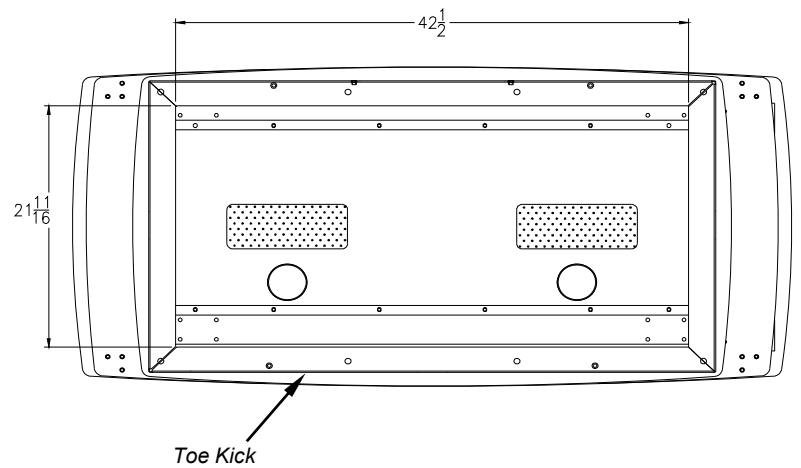
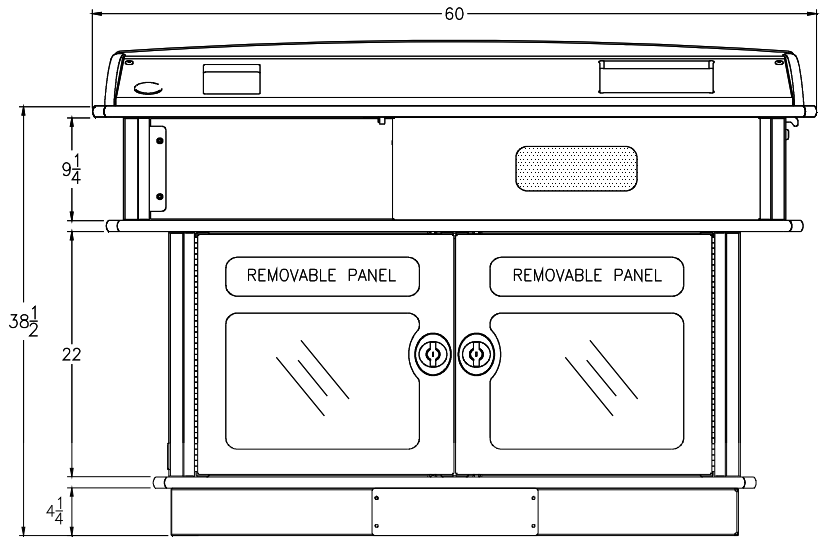
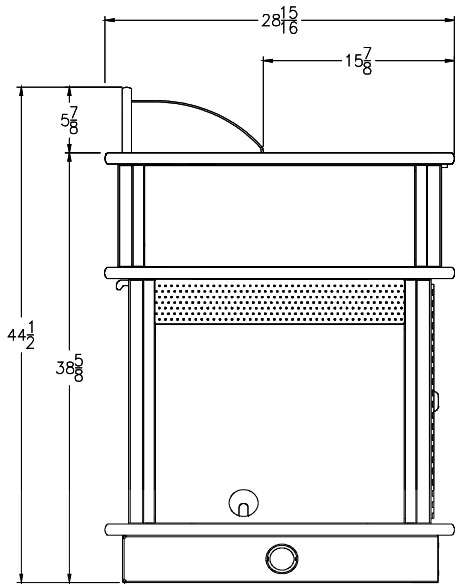

'A-A' Section View

Note: Modified work surface cut-outs should be reviewed by Tech Service to ensure clearance of brackets, keyboard slides, or other objects under the work surface.

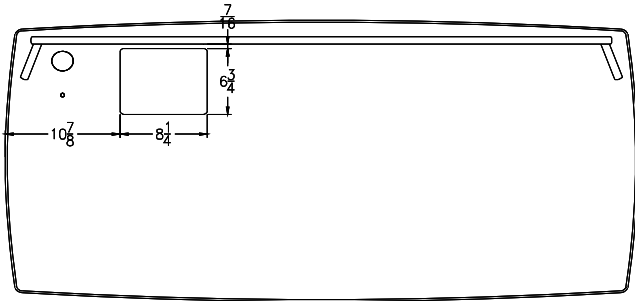
Note: On multiple carts, drawer and door locks can be keyed the same or differently. A modification can be made to key the locks on a single cart differently or to key all the carts differently. An up-charge and lead-time will apply. (Standard locks are all keyed the same.)

55337TK Doctorate Lectern w/ overbridge

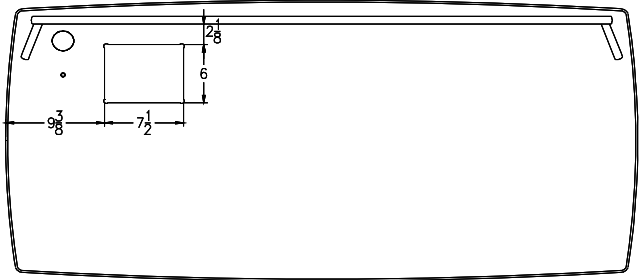
Note: The Doctorate Lectern w/ overbridge does not include any pre-drilled monitor arm mounting holes in the work surface.



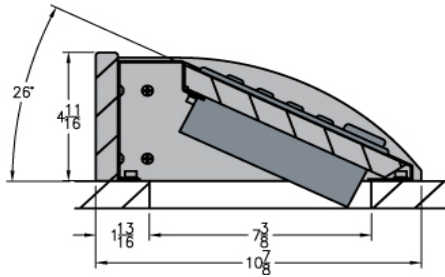

**Doctorate w/ Cable Cubby™ 800
cut-out in work surface**



**Doctorate w/ TouchLink™ Cubby Panel
350CV cut-out in work surface**

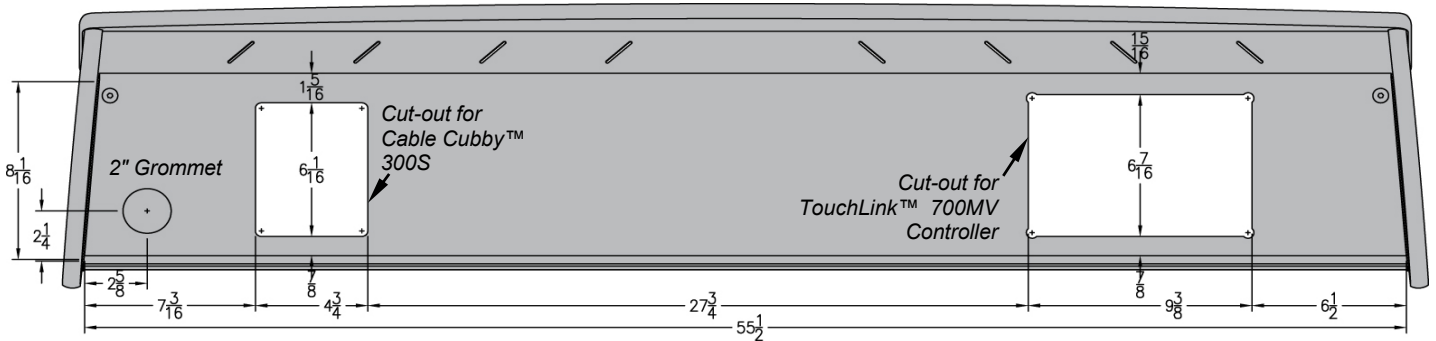


Doctorate w/ blank work surface

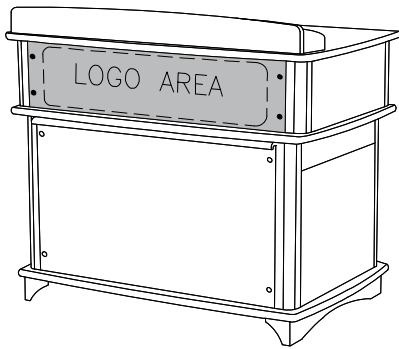


(section view)

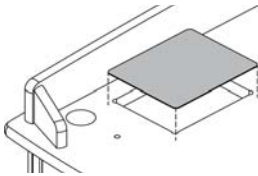
**Overbridge w/ TouchLink™ 700MV cut-out
(flat view)**



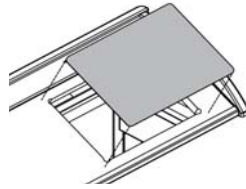
Doctorate Lectern Options



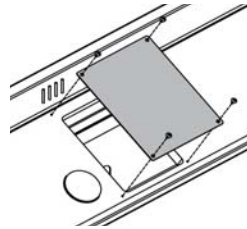
Custom-Cut Logo Panel
(student-side)
55248



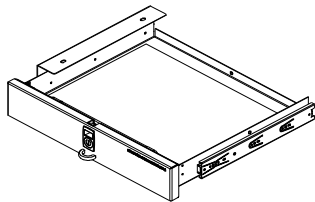
TouchLink™ 350CV cut-out cover plate
7¹/₂"W x 6¹/₄"D (20-gauge steel)
55350




TouchLink™ 700MV cut-out cover plate
(TouchLink™ 700MV overbridge models only)
9³/₈"W x 6⁷/₁₆"D (20-gauge steel)
55351



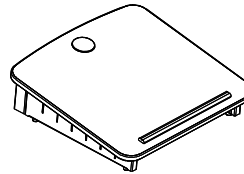
Cable Cubby™ 300S cut-out cover plate
(overbridge models only)
5¹/₁₆"W x 7"D (20-gauge steel)
96500



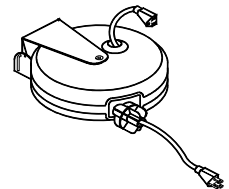
Keyboard Drawer w/ Flip-down front
18³/₄"W x 16"D
(Keyed the same as Masters
drawer and front door)
55247



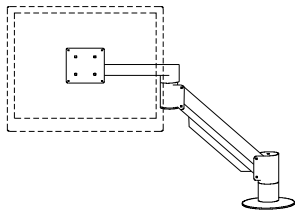
Adjustable Econo Keyboard Tray
18³/₈"W x 12"D
95520



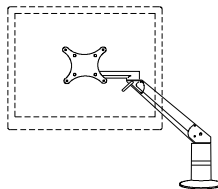
Riser Podium
18"W x 17¹³/₁₆"D
95002



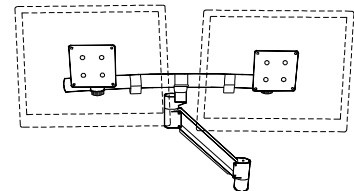
15' Retractable Cord Reel
(inboard-mounted) (15-amp)
99029



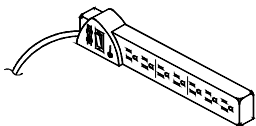
Flat Panel Monitor Arm
95512 (for monitors weighing 4-11.5 lbs)
95522 (for monitors weighing 10-27.5 lbs)
95509 (for monitors weighing 14-31 lbs)



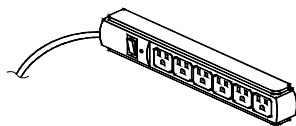
Evo Flat Panel Monitor Arm
95523 (for 15"-19" monitors weighing 6-13 lbs)
95524 (for 19"-21" monitors weighing 13-21 lbs)



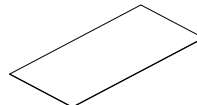
Dual Flat Panel Monitor Arm
23" max center-to-center distance
(4-19 lbs per monitor)
95516



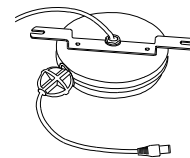
7-Outlet Power Strip, insured
w/surge protector, bracket, and 12' cord
10"W x 2"D x 1¹/₈"H
99024



6-Outlet Power Strip
w/ 12' cord
11⁵/₁₆"W x 1¹/₁₆"D x 1³/₁₆"H
99023



Non-Slip CPU Pad
11"W x 23"D
95518

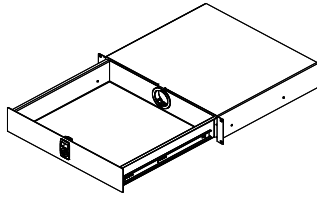


Data Cord Reel
w/ 14' CAT 5 cord & plugs
99026

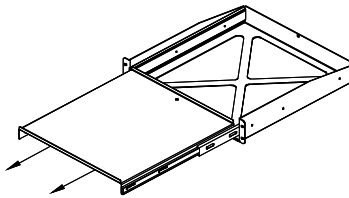
**Replacement key set for
dual-bolt lock**
55142
**Replacement key set for
camera drawer**
55143



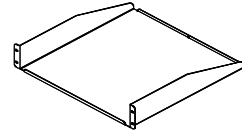
Rack-mount accessories



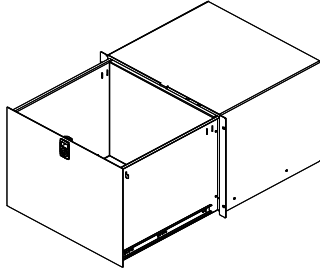
Locking Drawer (2RU)
 interior dims: $15\frac{3}{4}$ "W x $13\frac{1}{16}$ "D x $2\frac{7}{8}$ "H
 (25 lbs max load)
 97514



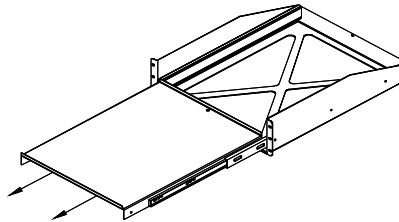
Pull-Out Shelf (2RU)
 $16\frac{1}{2}$ "W x $17\frac{3}{4}$ "D
 (50 lbs max load)
 97505



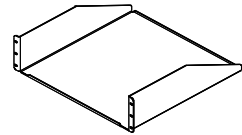
Cantilever Shelf (2RU)
 $17\frac{1}{2}$ "W x 18"D x $3\frac{1}{2}$ "H
 (50 lbs max load)
 97504



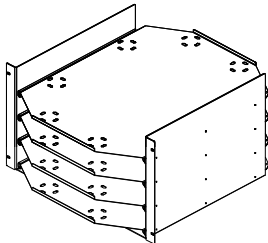
Locking File Drawer (8RU)
 includes file holder
 interior dims: $15\frac{3}{4}$ "W x $13\frac{9}{16}$ "D x $13\frac{5}{16}$ "H
 (50 lbs max load)
 97515



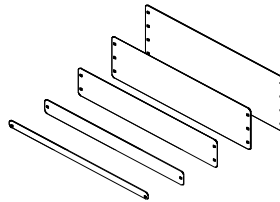
Pull-Out Shelf (3RU)
 $16\frac{1}{2}$ "W x $21\frac{3}{4}$ "D
 (80 lbs max load)
 97503



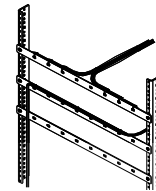
Cantilever Shelf (3RU)
 $17\frac{1}{2}$ "W x 18"D x $5\frac{1}{4}$ "H
 (80 lbs max load)
 97502



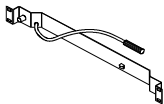
LT-4 Laptop Storage Unit (7RU)
 (stores 4 laptops horizontally)
 laptop tray dims:
 $16\frac{1}{4}$ "W x $20\frac{1}{2}$ "D x $2\frac{3}{16}$ "H
 97517



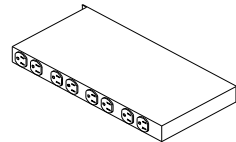
Rack-Mount Blanks
 (fills rack spaces where components are not needed)
 97516 - ($\frac{1}{2}$ RU)
 97510 - (1RU)
 97511 - (2RU)
 97512 - (3RU)
 97513 - (4RU)



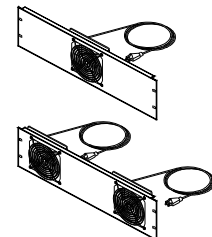
Wire Lace Kit
 3 lace straps included
 95517



Flexible Halogen Light (1RU)
 19 "W x 2 "D x $1\frac{3}{4}$ "H
 99033



9-Outlet Power Strip (1RU)
 19 "W x 9 "D x $1\frac{3}{4}$ "H
 99021



Cooling Fans (3RU)
 19 "W x 2 "D x $5\frac{1}{4}$ "H
 Single Fan-97507
 Double Fan-97506

Warranty

WE WILL MAKE IT RIGHT FOR YOU!

We guarantee all Spectrum products to be free of all defects in materials and workmanship, for the original owner, for a period of **ten years**. Any item deemed defective by Spectrum or the original manufacturer, under normal use conditions, will be repaired or replaced at Spectrum's discretion. This warranty applies to all products manufactured and distributed by Spectrum except the products listed below.

DESIGNED FOR INDOOR USE ONLY - Spectrum's products have been designed and constructed for indoor use only. Moving or using outdoors, or on excessively rough surfaces, may cause damage to the products and may void the warranty. If an outdoor application is desired please contact us to discuss potential custom design solutions.

Spectrum is committed to provide complete customer satisfaction. Each of our products are manufactured from the best materials available and each product is stringently monitored throughout the production process through our P.A.C.E. program (Product Assurance to meet Customer Expectations).

Our Customer Service Help Line 1-800-235-1262 is ready to provide immediate attention to any questions, comments or concerns. We are available to answer your calls Monday through Friday from 7 am to 5 pm CST. In addition your product comments or concerns are welcome via e-mail at: spectrum@spectrumfurniture.com.

Items that have a varying warranty include, but are not limited to, the following:

- Adjustable Crank/Electric Desk Legs (1 yr)
- Flat Panel Desk Gas Cylinders (1 yr)
- Adjustable Height Chair Parts – including frames, gas cylinders, wood and plastic parts, and control handles (7 yrs)
- Adjustable Height Chair Parts Casters (2 yrs)
- Adjustable Height Chair Upholstery - In-Stock Upholstery (2 yrs)
- Adjustable Height Chair Upholstery - Graded-In Fabrics and C.O.M (no warranty)
- Height Adjustable Columns and Lifts (1 yr)
- General Use Casters (1 yr)
- Electrical – ECA (1 yr)
- Electrical - Power Strips (1 yr)
- Electrical Surge Suppressors (lifetime)
- Electrical - Retractable Power Cords (1 yr)
- Keyboard/Mouse Trays (1 yr)
- Flat Panel Monitor Arm – General Parts (5 yrs)
- Flat Panel Monitor Arm – Gas Cylinders (2 yrs)
- CRT Monitor Arm (1 yr)

The warranty, as stated above, is effective as of 05/28/2009

Touchboards

205 Westwood Ave, Long Branch, NJ 07740
Phone: 866-94 BOARDS (26273) / (732)-222-1511
Fax: (732)-222-7088 | E-mail: sales@touchboards.com



SPECTRUM
INDUSTRIES INC.

2925 First Avenue, PO Box 400, Chippewa Falls, WI 54729 Ph: 1-800-235-1262 Fax: 1-800-335-0473
E-mail: spectrum@spectrumfurniture.com web: www.spectrumfurniture.com