

*Supporting care everywhere*

**Touchboards**




205 Westwood Ave, Long Branch, NJ 07740  
Phone: 866-94 BOARDS (26273) / (732)-222-1511  
Fax: (732)-222-7088 | E-mail: [sales@touchboards.com](mailto:sales@touchboards.com)

Enhance personal interaction • Expand reach • Improve operational efficiency

**ERGOTRON<sup>®</sup>**  
HEALTHCARE

Flexible mounting • Sit-stand mobility • Charging systems

# Quality products for every area in the facility—and beyond





# Supporting care everywhere

## Serving the healthcare industry for more than 20 years

With more than 30 years of designing ergonomic solutions for computer users worldwide — and 20 years specifically in healthcare — Ergotron is uniquely qualified to help your entire facility enhance personal interaction, expand the reach of care and improve operational efficiency.

## Innovations for home and work



Like other members of the Nortek family, Ergotron is driven by constant innovation with a singular, unified purpose: to make our customers' lives better.

Enhance personal interaction  
Expand the reach of care  
Improve operational efficiency

### StyleView® Carts

- Designed for nurses and personalized to enhance workflow and caregiving
- Choices for mounting displays: LCD arms and pivots, secure laptop, and single or dual displays
- Unsurpassed ergonomics whether sitting, standing or maneuvering
- Carts evolve as your needs change — several accessories are available to improve productivity
- Carts and power systems fully certified to UL 60601-1



### StyleView Telehealth Carts

- Various cart configurations are available for both telepresence and telemedicine solutions
- Open architecture — easy to integrate and implement
- Our integration specialists can help you determine the best solution to support your objectives and fit within your budget



### Point-of-Care Wall Mount Products

- Enhances personal interaction between caregivers, their patients and patient data
- Ergonomic designs and added features provide ease of motion and proper positioning for optimal workplace comfort
- Choose from a wide range of wall mount products to meet various user, budgetary and space requirements



### Charging Systems

- Charge, sync and/or secure multiple mobile devices
- Available as carts, wall mounts or desktop stations
- Choose from universal, open-architecture designs or products made for Apple®
- Certified for safety
- Lightweight and agile designs



### Sit-Stand Workstations

- Promotes a healthier way to work with ergonomic comfort and sit-stand mobility
- Choose from desks, mobile workstations, wall mount and desk mounts
- Additional accessories also available to improve productivity and comfort



### Service and Product Support Programs

- Expect a superior customer experience
- Quality products are backed by specially trained support professionals and optional extended service programs
- Extended Global Service Programs protect your investment and ensure optimal product performance
- Customer Care includes live support via phone, chat and email





### Caregivers, meet your StyleView® Cart

Choose the StyleView medical cart that best meets your caregiving needs, style and workflow. Ergotron offers the broadest range of options so you can experience a super functional, fully adjustable medical cart.

Our market-leading, 6th-generation StyleView Carts are designed to include all the features that caregivers have asked for, with all the open architecture and quality construction that IT departments require.

StyleView Carts offer effortless sit-stand height adjustment using patented Constant Force™ Technology, independent screen positioning and an adjustable back-tilt keyboard tray for comfortable ergonomics. With ultra-smooth gliding casters and a small footprint, carts travel easily across various flooring types.



For patient, caregiver and facility safety, the entire carts are tested and fully certified.

Point-of-care carts facilitate documentation, access to medical records and medication delivery anywhere in the facility



**StyleView 41 Series**  
Laptop version  
Non-powered  
Without drawers

**StyleView 43 Series**  
Laptop version  
Non-powered  
Added drawers

**StyleView 43 Series**  
LCD Pivot version  
Non-powered  
Added drawers


**StyleView 44 Series**  
LCD Arm version  
SLA battery powered  
Added tall drawers

**StyleView 44 Series**  
LCD Pivot version  
LiFe battery powered  
Added drawers

Mobility, proper ergonomics and the ability to sit and stand throughout long shifts lets caregivers experience a much healthier way to work — with greater comfort and less fatigue.



# Your workflow. Your cart. Your way.



Light-duty point-of-care carts also are ideal for tablets or laptop use anywhere in the facility

Telehealth carts are designed for telemedicine and videoconferencing



**StyleView 10 Series**  
Microsoft Surface  
version



**StyleView 10 Series**  
Tablet version



**StyleView 10 Series**  
Laptop version  
Optional DC Power  
System and  
Sani-Wipes Holder



**StyleView Telemedicine**  
LCD Arm version  
Non-powered  
Primary drawer and  
Telemedicine Storage Bin



**StyleView Telemedicine**  
Dual monitor version  
SLA battery powered  
Primary drawer and  
Telemedicine Storage Bin

Need help determining which StyleView Cart is right for you? Use our helpful Finder Tool at [styleview.ergotron.com/finder](http://styleview.ergotron.com/finder)  
 Or consult with an Ergotron healthcare expert

**+ Determine your application:**  
 Point-of-Care Carts facilitate access to medical records and provide medication delivery anywhere in the facility  
 Telehealth Carts designed for telemedicine and videoconferencing anywhere in the facility

**+ Determine the primary use:**  
 Access to medical records and the delivery of medication  
 Access to medical records and medication delivery/management with controlled access  
 Mobile deployment of tablets or laptops

**+ Choose display mount type: LCD Arm, LCD Pivot, Laptop, and Tablets & Microsoft Surface**



**+ Choose powered, non-powered or add-on power upgrades:**  
 Lithium Iron Phosphate (LiFe), Sealed Lead Acid (SLA), non-powered, power upgrade options (see page 10)



**+ Choose drawers, storage & accessories: Drawers, Bins, Sani-Wipes Holder, Scanner Shelf and more**

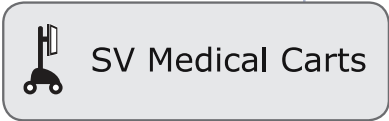


**+ Add a service program:** Extended Global Service Programs protect your investment, ensure optimal product performance and can provide additional support and benefits, such as:



- Site readiness • Fast, efficient product installation and integration
- Preventive maintenance and extended warranties • Improved asset management
- Enhanced in-house product expertise • Equipment audit and health assessment
- Next-Business-Day service contracts • Annual contracts and planned services

Our SV Medical Carts finder tool makes it easy to determine which StyleView configuration will best meet your workflow needs



# Find Your StyleView®

Start by choosing your application. Answer each question to find the right cart for you.

|                |   |  |   |                                 |
|----------------|---|--|---|---------------------------------|
| Application    | <input checked="" type="radio"/> Point of Care    |  | <input type="radio"/> Telehealth          |                                 |
| Primary Use    | <input checked="" type="radio"/> Documentation    |  | <input type="radio"/> Medication Delivery |                                 |
| Form Factor    | <input checked="" type="radio"/> Full Workstation |  | <input type="radio"/> Light Duty          |                                 |
| Power System   | <input checked="" type="radio"/> Onboard Power    | <input type="radio"/> Non-powered          |   |                                 |
| Battery Type   | <input checked="" type="radio"/> LiFe             | <input type="radio"/> SLA                  |   |                                 |
| Viewing Screen | <input checked="" type="radio"/> Monitor          | <input type="radio"/> Laptop               |   |                                 |
| Display Mount  | <input type="radio"/> Lift Pivot                  | <input checked="" type="radio"/> Arm       |   |                                 |
| Add Drawers    | <input type="radio"/> No                          | <input checked="" type="radio"/> Yes       |   |                                 |
| # of Drawers   | <input type="radio"/> 1 Drawer                    | <input checked="" type="radio"/> 6 Drawers | <input type="radio"/> 2 Drawers           | <input type="radio"/> 9 Drawers |
|                | <input type="radio"/> 4 Drawers                   |  |   |                                 |

Add compatible accessories to customize a cart.

|         |  |   |
|---------|--|---|
| Options | <input type="checkbox"/> Storage Bin               | <input type="checkbox"/> Front Tray               |
|         | <input type="checkbox"/> Utility Shelf             | <input type="checkbox"/> Large Utility Shelf      |
|         | <input type="checkbox"/> Telemedicine Bin          | <input type="checkbox"/> Envelope Bin             |
|         | <input type="checkbox"/> K-Slot Lock Kit           | <input type="checkbox"/> Task Light               |
|         | <input type="checkbox"/> Pan Pivot Kit             | <input type="checkbox"/> IV Pole Clamp Kit        |
|         | <input type="checkbox"/> Rear VESA Mount Kit       | <input checked="" type="checkbox"/> CPU Holder    |
|         | <input type="checkbox"/> Camera Shelf              | <input checked="" type="checkbox"/> Scanner Shelf |
|         | <input type="checkbox"/> Medical-Grade Power Strip | <input type="checkbox"/> Sani-wipes Holder        |

Add-on Power

|                                       |  |
|---------------------------------------|--|
| <input type="radio"/> DC Power System | <input type="radio"/> LiFe Power Upgrade |
|                                       | <input type="radio"/> Hot Swap System    |

[See Selection](#)

## Choose from multiple drawer options

|   |  |
|---|--|
|   |  |
| <b>One drawer:</b><br>1 Primary Drawer, single                                | <b>Two drawers:</b><br>1 Primary Drawer, single<br>1 Supplemental, single    |
|   |  |
| <b>Four drawers:</b><br>1 Primary Drawer, triple<br>1 Supplemental, single    | <b>Six drawers:</b><br>1 Primary Drawer, triple<br>1 Supplemental, triple    |
|   |  |
| <b>Nine drawers:</b><br>1 Primary Drawer, triple<br>2 Supplemental, triple    | <b>Three drawers:</b><br>1 Primary Drawers, single<br>2 Supplemental, single |
|   |  |
| <b>Two tall drawers:</b><br>1 Primary Drawer, double tall                     | <b>Two drawers:</b><br>1 Primary Drawers, double                             |
|   |  |
| <b>Fifteen drawers:</b><br>1 Primary Drawer, triple<br>4 Supplemental, triple | <b>One tall drawer:</b><br>1 Primary Drawers, single tall                    |



Choose from manual key lock drawers or electronic locking drawer systems (with PINs) which enable secure and efficient management of non-controlled medication, reducing the chance for errors. Also supports "Pharmacy mode," allowing all drawers to be unlocked simultaneously.

[styleview.ergotron.com/finder](http://styleview.ergotron.com/finder)

Choose from a variety of add-on products to enhance the StyleView® experience



SV Envelope Drawer 97-853



Storage Bin 97-740



Task Light 97-754-002



Extended Service Programs



SV LCD Pan Pivot Kit 97-985



SV Dual Display Kit\* 97-574



Utility Shelf 97-507-216



Large Utility Shelf\* 97-540-053



SV Scanner Shelf\* 97-780-194



SV Front Tray 97-777-062



SV Camera Shelf\* 97-776-194



SV Sani-Wipes Holder 97-828



Thin Client Mount\*  
80-107-200



Universal CPU Holder\*  
80-105-064



SV IV Pole Clamp Kit 97-632



StyleView Tracking Caster  
97-889



SV Telemedicine Bin\* 97-854



T-Slot Wire Scanner Holder  
97-543-207



Many Drawer Replacement Kits



K-Slot CPU Lock Kit 97-702



SV Height-Adjustable Keyboard  
Arm for SV LCD Carts 97-827

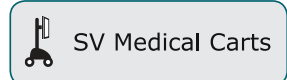


SV Ethernet Side Cover  
LCD: 97-855 Laptop: 97-856



SV Rear VESA Mount Kit  
97-512-009

Use our helpful Finder Tool to determine accessories:



[styleview.ergotron.com/finder](http://styleview.ergotron.com/finder)

\* Displays, cameras and components shown are sold separately.



LiFe

Why choose a StyleView® powered with Lithium Iron Phosphate (LiFe)?



Certified. Lightweight.  
Ultrafast recharge. Long battery LiFe.

**Extremely lightweight and adjustable**

The LiFe power system and compact, lightweight base combine with StyleView's ergonomic adjustability to decrease caregiver fatigue and enhance overall wellness and productivity

**Ultrafast recharge ensures caregiver and cart uptime**

A full recharge from full discharge can be completed in around two hours for typical loads.

**Long battery 'LiFe' minimizes time and cost for maintenance and replacement**

Proven to achieve thousands of cycles per lifetime and to last several years in a typical healthcare setting

**Safe and certified**

For patient and caregiver safety, the FULL cart and power system are certified to UL 60601-1

**Includes FREE StyleLink with enterprise capabilities**

Install, access and manage your StyleView power systems from a remote location across WAN, LAN or VPN

**Proven safe battery chemistry**

Through extensive testing, Lithium Iron Phosphate is proven to be a very safe battery chemistry

STYLEVIEW CARTS

**Free, industry-leading StyleLink software with enterprise capabilities**



StyleLink's three-part software package (Enterprise, Client, Graphing Tool) offers broad system and platform compatibility for global healthcare customers deploying Ergotron StyleView Carts with power.

**Extend Asset Life Cycle**

Optimizes balance between runtime and cycle life

**Proactive Power System Management**

Eliminate surprises through use of diagnostic tools, simplifying power system management and reducing time required to fix problems

**Reduce Total Cost of Ownership**

Reduce costs for maintenance; eliminate need for expensive onsite technical support by leveraging diagnostic capabilities. Simply email StyleLink's history data file to Ergotron Tech Support and they will help troubleshoot power system performance issues

**Dynamic Icon**  
Green • Yellow • Red Corresponds to Charge Remaining

**Time Remaining**  
• Hours, Minutes  
• No Load  
• Charging

**Charge Remaining**  
• 0-100%  
• Color Coded to Match RUI

**Percent Load**  
• 0-100%  
• Color Coded to Show Preferred Load Range

**Power Source**  
• Line Mode  
• Battery Mode  
• Not Connected

**Real-time System Metrics**

**Battery**  
• Good  
• Replace  
• Unknown

**System Fault**  
• No Fault  
• Temperature High  
• Not Connected

**StyleLink Software Interface Data:**

- Time Remaining: 100%
- Charge Remaining: 9%
- Load: 9%
- Battery Voltage: 13.8 VDC
- Input Voltage: 117.0 VAC
- Charge Current: 10.0 DCA
- System Temperature: 86° F
- Power Source: Line
- Battery: Good
- System Status: Normal
- Drawer: Normal

**Enterprise Capabilities**

Remote enterprise monitor: access your carts across WAN, LAN or VPN to get real-time information

**Advanced Drawer Management**

Each drawer individually controlled with PIN; program locally or remotely via enterprise

## Add dependable power to non-powered StyleView® Carts\*

Enhancing productivity in healthcare environments is our goal. Ergotron partners with three manufacturers to offer add-on power options for existing non-powered StyleView carts. Choose the product that best fits your workflow and budgetary requirements.

### PREMIUM SV LiFe Power Upgrade System



LiFe

AC  
330Wh

- Manufactured by Scott Clark
- High capacity, flexible, portable
- Ultra-fast, built-in charging on board
- Powers everything on the cart
- Lithium-Iron Phosphate is the safest battery chemistry
- State-of-charge LED indicators
- Availability:  
US/CA/MX 97-837  
UK/HK/MY/SG 97-893 Saudi/UK 97-895  
EU 97-894 Saudi/EU 97-896

### MID-LEVEL SV Hot Swap Power System



AC  
240Wh

- Manufactured by Anton Bauer
- Charges battery on or off the cart
- Powers everything on the cart
- Wall cabinet charger uses UV LED to disinfect batteries
- Charge up to three batteries
- Includes Battery Pain Scale™
- Available NORTH AMERICA only:  
Battery 97-929/Charging Cabinet 97-930  
Interface 97-931/Power Supply 97-932

### ENTRY-LEVEL SV DC Power System



DC  
300Wh

- Manufactured by Amstron
- Low-cost DC power
- Small form factor
- On-board, all-in-one charger
- Selectable output voltage
- Mounts on the front or back
- Available WORLDWIDE:  
Laptop version 97-943  
LCD+CPU version 97-942  
Remote User Interface 97-953  
(Country-specific power cords sold separately)

\* If you need a cart with a built-in power system, choose a LiFe-powered or SLA-powered StyleView Cart. Purchasing an Ergotron powered cart is the most cost-effective solution and instantly reduces the total cost of ownership.

## Secure medication delivery with StyleView® Transfer Cart

A multi-purpose healthcare cart designed to streamline caregiver workflow and complement StyleView carts. From pharmacy to patient floor, the StyleView Transfer Cart securely stores, transports and dispenses medications and other supplies. (24-421-062)

Key features include:

- Holds up to 120 small or 40 large drawers, accessible from either side of cart
- Supports 20 or more StyleView carts depending on drawer configuration
- 36 shelves are removeable or repositionable to accommodate envelope drawer or taller items
- Top cover supports 25 lbs (11.3 kg) and its 41"-high (105 cm) surface is a convenient operational height when standing; raised edges prevent spills
- Secure: doors unlock electronically using programmable 5-digit PIN or via manual lock
- Premium, 5" (13 cm) swiveling casters move the cart with ease over thresholds and any floor type
- Includes a scanner holder and can support an Ergotron LX LCD Arm or laptop tray
- Smooth exterior surface makes cleaning easy



# Where productivity meets style



Light-duty, point-of-need carts for laptop, tablet and Microsoft® Surface™ devices

StyleView® 10 (SV10) carts let caregivers easily move their mobile devices to the point of need. Super petite, lightweight and agile, SV10 carts glide effortlessly across various flooring types and fit nicely into small work areas, like exam rooms and offices.

Designed with ergonomics in mind, carts offer 15" (38 cm) of effortless vertical height adjustment so users can choose to sit or stand as they work. Keyboards and displays can be properly positioned for comfortable data entry and screen viewing. Add accessories to enhance functionality.



Integrated hand-brake secures platform height to provide an ultra-stable workspace



All SV10 carts include a scanner holder



A bracket holds the laptop in place; inconspicuous design allows easy tilting of the screen without any occlusion of keys or views

**StyleView® Laptop Cart, SV10**






Install tablet in landscape or portrait mode; tilt the tablet to a preferred input position—work with screen angled vertically, horizontally or anywhere in between

**StyleView® Tablet Cart, SV10**



Special design of work-surface uses embedded magnets for click-in stability of Surface tablet. Place the Surface in three possible positions: left, right or center

**StyleView® S-Tablet Cart, SV10 for Microsoft® Surface™**

| Part #   | SV10-1100-0   | SV10-1400-0  | SV10-1800-0  |
|--|---|--|--|
|  Typical LCD Size | Maximum outside width of laptop = 17" (43 cm), which accommodates laptops with 17" screens, as well as some larger models   | Versatile interface accommodates almost any tablet   | Compatible with all Surface tablet sizes and models  |
| Worksurface Dims   | 18" x 12.5" (45,7 x 31,8 cm)  | 18" x 12.5" (45,7 x 31,8 cm)   | 23" x 17" (58 x 43 cm)   |
| Base Footprint   | 19" x 19" (48,3 x 48,3 cm)  |  |  |
|  Weight Capacity  | Laptop ≤ 10 lbs (4,5 kg); cable management storage ≤ 2 lbs (1 kg); column ≤ 20 lbs (9,1 kg), including accessories added to T-slot channel interface and storage hook | Tablet ≤ 2.5 lbs (1,1 kg); cable management storage ≤ 2 lbs (1 kg); column ≤ 20 lbs (9,1 kg), including accessories added to T-slot channel interface and storage hook | Worksurface ≤ 10 lbs (4,5 kg); cable management storage ≤ 2 lbs (1 kg); column ≤ 20 lbs (9,1 kg), including accessories added to T-slot channel interface and storage hook |
|  Lift             | 15" (38 cm)<br>Minimum worksurface height = 33" (84 cm); Maximum worksurface height = 48" (122 cm)  |  |  |
| Tilt   | —   | 128°   | —  |
| VESA   | —   | MIS-D  | —  |
| Warranty   | 7 years   |  |  |



## The Peanut: Lightweight, agile cart for laptops and tablets

Simple, small and steady, the Peanut™ Mobile Cart lets you take your laptop, Chromebook or tablet whenever you're "on the go". Peanut Carts are fixed height and space saving with a petite footprint, so they easily fit into small areas; also can serve as a mobile kiosk in hallways or showrooms.

- Fixed worksurface is a comfortable 40" (101,6) high
- Integrated round handle is comfortable for your wrists
- Powder-coated steel construction; cleans easily; resists chipping
- Snap-on cable sleeve organizes and protects your cords
- Supports up to 10 lbs (4,54 kg) of distributed weight
- Comes with 3" (7,62 cm) twin-wheel rubber casters (2 locking)
- Tablet version comes with three easy mounting options to secure your device
- Lifetime warranty
- Made in the U.S.A. and Built with Anthro-DNA\*, Peanut Carts are fully TAA compliant



Peanut for Laptops  
PT1GMPW3

Peanut for Tablets  
PT2GMPW3

## Zido® height-adjustable carts — purposeful, strong and stable

Ideal for healthcare environments, the Zido family of carts provide functionality with a compact, mobile footprint. Zido carts feature:

- Comfort for patients and clinicians: Height can easily be set from 30"–40" (76,2–101,6 cm) with a simple squeeze of a lever
- Worksurface is .75" (2 cm)-thick medium density fiberboard wrapped in Comfort Edge thermoplastic laminate that resists cracking and chipping; stands up to many chemicals
- Powder-coated steel column has holes in 1" increments to install a variety of accessories at the proper heights
- Cast-metal base provides a stable foundation in a compact footprint
- Large, 4" twin-wheel casters (2 locking) that travel easily over thresholds
- Lifetime warranty (5 years on gas cylinder)
- Made in the U.S.A. and Built with Anthro-DNA\*, Zido Carts are fully TAA compliant



|                 | Zido Cart   | Zido EMR Cart Package   | Zido Ultrasound Cart Package   | Zido EKG Cart Package  | Zido Phlebotomy Cart Package  | Zido Computer Cart Package   | Zido Pole Cart  |
|-----------------|---|---|--|--|---|--|---|
| Part #          | 22" ZAL22CG/CG4<br>25" Light Load ZAL25CG/CG4<br>25" Heavy Load ZAH25CG/CG4           | BZD01CG/CG4   | BZD02CG/CG4  | BZD03CG/CG4  | BZD04CG/CG4   | BZD06CG/CG4  | ZD2166CG4   |
| Uses            | Healthcare, lab and general office  | Transport a laptop or tablet direct to patients   | Transport ultrasound supplies to patient   | Transport EKG equipment to patient   | Transport phlebotomy supplies to patient  | Easily transport computer equipment and accessories anywhere you need to go  | Stable, simple column supports and easily transports computer equipment and accessories   |
| Differentiators | —   | 17" (43,2 cm) handle, contoured top   | 17" (43,2 cm) handle, contoured top, large probe holder, built-in metal bin stores gels, tissues and other small items | 17" (43,2 cm) handle, contoured top, side bin for EKG printouts, built-in metal bin stores patient lead cables and other small items | 17" (43,2 cm) handle, contoured top, 5.75" (14,6 cm) tall key lock drawer, built-in glove box holder and a 3" (7,6 cm) metal bin to hold sharps | 17" (43,2 cm) handle, monitor mount, roomy worksurface, cable bin and equipment shelf with Strap & Buckle Kit                | Super flexible; provides the ability to stack and transport lots of equipment and accessories<br>See website for entire list of accessories |
| Weight Capacity | 50 lbs (22,7 kg) on the worksurface; 150 lbs (68 kg) total<br>See website for details | 46 lbs (20,9 kg) on the worksurface; 146 lbs (66,4 kg) total<br>See website for details | 45 lbs (20,5 kg) on the worksurface; 135 lbs (61 kg) total<br>See website for details                                  | 40 lbs (18,2 kg) on the worksurface; 130 lbs (59,1 kg) total<br>See website for details  | 31 lbs (14,1 kg) on the worksurface; 118 lbs (53 kg) total<br>See website for details   | 50 lbs (22,7 kg) on the worksurface; 40 lbs (18,2 kg) on the monitor mount; 118 lbs (53 kg) total<br>See website for details | 150 lbs (68 kg) total<br>See website for details  |



\*Built with Anthro-DNA™ signifies quality American-made manufacturing and technology leadership. The 30-year legacy of Anthro Corporation lives on in its world-class factory, award-winning designs and market-leading personal customer service. Anthro is a registered trademark of Ergotron, Inc., a Nortek Company.

# Telehealth: Connect. Consult. Collaborate.

## StyleView® Telemedicine Carts

StyleView Telemedicine Carts are specifically designed and configured to support the increasing demands of telehealth — the use of telecommunication technologies for remote patient care. Telemedicine can expand care by enabling connection and collaboration with specialists or teams, regardless of their physical locations.

### Open architecture

Allows for easy integration of standard equipment

### Lots of connectivity

A total of 5 USB ports are integrated into cart (3 within bin and 2 on the back side); 1 ethernet port is available on the side of the head unit

### Everything you need

Camera and Codec/CPU support, secure and ample storage, connectivity and power outlets

### StyleView quality

Hospital-grade construction, ergonomic and secure

### Worldwide availability

### Safety certified

Entire cart and power system is certified to UL/EN/IEC 60601-1 and CAN/CSA C22.2 No. 601.1 M90. (Other country-specific certifications currently pending)

Camera shelf holds web or videoconferencing camera

Dual monitor configuration shown  
Also available as single monitor and back-to-back monitor configurations

Ethernet port connectivity

Secure, auto-locking drawer system

Codec/CPU Holder

Medical-grade power cord

Large, configurable bin provides 3 USB ports, adjustable dividers and secure storage for several diagnostic devices with cables  
Cart designed for neat and compact cable management

Two additional USB ports are accessible on the back side of bin for connecting additional devices

Rechargeable SLA (Sealed Lead Acid) battery provides dependable, safe and low-cost power

Use our helpful Finder Tool:



SV Medical Carts

[styleview.ergotron.com/finder](http://styleview.ergotron.com/finder)

Visit [ergotron.com](http://ergotron.com) for all StyleView Telemedicine Carts, configurations, accessories and country-specific part numbers



SLA-battery Powered SV Telepresence Cart

### StyleView® Telepresence Carts

(North America only)

Telepresence allows medical professionals to conduct 'virtual' patient appointments easily and cost-effectively. This capability is particularly effective for patients with physical limitations, chronic illnesses and/or transportation issues, so it's ideal for in-home care or care facilities.



Non-powered SV Telepresence Cart



Single Monitor  
SV43-53E0-1 (non-powered)  
SV44-53E1-1 (SLA powered)



Dual Monitor  
SV43-56E0-1 (non-powered)  
SV44-56E1-1 (SLA powered)



Back-to-Back Monitors  
SV44-57E1-1 (SLA powered)



### Transform an existing StyleView Cart\* into a low-cost telepresence cart

(Available worldwide)

Telepresence Kits let you easily convert an existing StyleView cart\* for use in telepresence applications — combining the power of videoconferencing with the point-of-care benefits of StyleView. Upgrade kits include a large storage drawer (with divider and keys), travel stop, camera shelf for video/web camera, and a Codec/CPU holder. Then choose from single, dual or back-to-back monitor options.

#### StyleView Telepresence Upgrade Kits:

- 97-870 SINGLE MONITOR
- 97-871 DUAL MONITOR
- 97-872 BACK-TO-BACK MONITOR

\* Cart requirements:  
Non-powered / LCD pivot with 1 drawer / SV43-1310-0  
SLA-battery powered / LCD pivot with 1 drawer / SV44-1311-1

## StyleView Cart Specifications

|              | Typical Size  | Weight Capacity | Lift        | Tilt  | Pan                       | Rotation                   | VESA                               |       |
|--------------|---|-----------------|-------------|---|---------------------------|----------------------------|------------------------------------|-------|
| Life Powered | LCD   | ≤ 24"           | See website | Arm 27" (68.6 cm)<br>Lift Pivot 25" (63.5 cm) | Arm 65°<br>Lift Pivot 25° | Arm 180°<br>Lift Pivot 24° | Arm 360° P/L<br>Lift Pivot 90° P/L | MIS-D |
|              | Laptop  | ≤ 17"           | See website | 20" (51 cm)                                   | —                         | —                          | —                                  | —     |
|              | Life Cart features include worksurface, four-port USB hub, scanner holder bracket, mouse holder, wrist rest, back-tilt keyboard tray, left/right mouse tray, rear handle, storage basket, cable storage, four casters (two locking)<br>Warranty: 5 years for cart, 2 years on all power supply components; 5 years on Life battery, including 2-year capacity guarantee |                 |             |   |                           |                            |                                    |       |
| SLA Powered  | LCD   | ≤ 24"           | See website | Arm 27" (68.6 cm)<br>Lift Pivot 25" (63.5 cm) | Arm 65°<br>Lift Pivot 25° | Arm 180°<br>Lift Pivot 24° | Arm 360° P/L<br>Lift Pivot 90° P/L | MIS-D |
|              | Laptop  | ≤ 17"           | See website | 20" (51 cm)                                   | —                         | —                          | —                                  | —     |
|              | SLA Cart features include worksurface, four-port USB hub, scanner holder bracket, mouse holder, wrist rest, back-tilt keyboard tray, left/right mouse tray, rear handle, storage basket, cable storage, four casters (two locking)<br>5-year warranty, excluding electrical/electronic components   |                 |             |   |                           |                            |                                    |       |



|                              | Certification Standard      | Certification Mark | Grounded Plug & Outlet                   |
|------------------------------|-----------------------------|--------------------|--|
| US                           | UL 60601-1                  | cTUVus             | North American NEMA 5-15P Hospital Grade |
| Canada                       | CAN/CSA C22.2 No. 601.1 M90 | cTUVus             | North American NEMA 5-15P Hospital Grade |
| Mexico                       | As Needed                   | As Needed          | North American NEMA 5-15P Hospital Grade |
| Europe                       | EN 60601-1                  | CE                 | European CEE 7                           |
| Ireland/United Kingdom       | EN 60601-1                  | CE                 | United Kingdom BS 1363                   |
| Hong Kong/Malaysia/Singapore | IEC 60601-1                 | Not Applicable     | United Kingdom BS 1363                   |
| China                        | IEC 60601-1                 | Not Applicable     | GB2009-1 GB1002-1                        |
| Australia/New Zealand        | IEC 60601-1                 | C-Tick             | Australian AS NZS 3112                   |
| Saudi Arabia (EMR SLA)       | EN 60601-1                  | Not Applicable     | United Kingdom BS 1363 European CEE 7    |

## Mobile MediaCenter: mobility with versatility

Stretch your investment by supporting a range of projection and videoconferencing needs throughout the facility—from boardroom to the surgery center.



Neo-Flex® MediaCenters feature ease of mobility, 90° display rotation, 20" (51 cm) of effortless height adjustment and 20° independent display tilt.


Optional Camera Shelf Kit creates a mobile videoconferencing solution that the entire facility can easily use.



Optional Camera Shelf Kit  
97-491-085



Cable Shelf shown with optional Power Strip  
Carts feature 4" (10,2 cm) locking casters



Neo-Flex Mobile  
MediaCenter LD

Neo-Flex Mobile  
MediaCenter VHD

Neo-Flex Mobile  
MediaCenter UHD

| Part # (color)  | 24-190-085 (black)                   | 24-191-085 (black)                 | 24-192-085 (black)                 |
|---|--------------------------------------|------------------------------------|------------------------------------|
| <b>Optional Accessories:</b> Camera Shelf Kit 97-491-085; 660/700/800 mm Kit 97-489; VESA CPU Kit 97-527-009  |                                      |                                    |                                    |
| Typical LCD Size  | 27–55"                               | 37–65"                             | 50–70"                             |
| <small>LCD SIZE IS APPROXIMATION. DIMENSION IS DIAGONAL MEASUREMENT OF SCREEN.<br/>LCD SIZE MAY BE EXCEEDED AS LONG AS SCREEN WEIGHT DOES NOT EXCEED MAXIMUM WEIGHT CAPACITY OF THE MOUNT.</small>  |                                      |                                    |                                    |
| Weight Capacity   | 25–50 lbs (11,4–22,7 kg)             | 50–90 lbs (22,7–40,9 kg)           | 90–120 lbs (40,9–54,4 kg)          |
| <small>Main shelf 30 lbs (13,6 kg); cable shelf 5 lbs (2,2 kg); if MMC Camera Shelf is added, display weight capacity is diminished by 3 lbs (1,4 kg); if 660/700/800 mm Accessory Kit is added the display weight capacity is diminished by 5 lbs (2,2 kg)</small> |                                      |                                    |                                    |
| Lift  | 20" (51 cm)                          |                                    |                                    |
| Tilt  | 20°                                  |                                    |                                    |
| Rotation  | 90°<br>See website for details       |                                    |                                    |
| VESA  | MIS-D/E/F<br>See website for details | MIS-D/F<br>See website for details | MIS-D/F<br>See website for details |
| <b>Warranty</b>   | 3 years                              |                                    |                                    |

|  | Typical Size  | Weight Capacity | Lift        | Tilt  | Pan                       | Rotation                   | VESA                               |       |
|--|---------------|-----------------|-------------|---|---------------------------|----------------------------|------------------------------------|-------|
| <b>Non-Powered</b>   | <b>LCD</b>    | ≤ 24"           | See website | Arm 27" (68,6 cm)<br>Lift Pivot 25" (63,5 cm) | Arm 65°<br>Lift Pivot 25° | Arm 180°<br>Lift Pivot 24° | Arm 360° P/L<br>Lift Pivot 90° P/L | MIS-D |
|  | <b>Laptop</b> | ≤ 17"           | See website | 20" (51 cm)                                   | —                         | —                          | —                                  | —     |
| <small>SV40-40004 does not include four-port USB hub, rear handle, storage basket</small>  |               |                 |             |   |                           |                            |                                    |       |
| <small>Non-powered Cart features includes worksurface, secure compartment, four-port USB hub, scanner holder bracket, mouse holder, wrist rest, back-tilt keyboard tray, left/right mouse tray, rear handle, storage basket, cable storage, four casters (two locking)</small> |               |                 |             |   |                           |                            |                                    |       |
| 5-year warranty  |               |                 |             |   |                           |                            |                                    |       |

EXPERIENCE the difference  
with our Global Service Programs  
Visit [ergotron.com](http://ergotron.com) for details  
about all of our service options



# Healthy computing that brings EMR, eMAR, PACS and CPOE to the point of care



**LX Sit-Stand Wall Mount System**

**LX Wall Mount System**

|  |  |   |
|--|--|---|
| <b>Part # (color)</b>  | Medium CPU Holder (silver):<br>45-358-026 (polished aluminum)<br>Small CPU Holder (black):<br>45-359-026 (polished aluminum)   | Medium CPU Holder (silver):<br>45-247-026 (polished aluminum)<br>Small CPU Holder (black):<br>45-253-026 (polished aluminum)  |
| <b>Includes</b>  | 10" and 34" (25,4 and 86,4 cm) Wall Tracks with (2) black track covers, LX Sit-Stand Wall Mount LCD Arm, LX Sit-Stand Keyboard Arm, wrist rest, mouse holder, CPU Holder, two (2) 10" (25,4 cm) cable channels, mounting kits for hollow-wall and wall-stud installation | LX Wall Mount LCD Arm, LX Keyboard Arm, CPU Holder and 10" (25,4 cm) Wall Track, wrist rest, mouse holder, 34" (86,4 cm) Wall Track, two (2) 10" (25,4 cm) cable channels, mounting kits, anchor hardware kit |
| <b>Typical LCD Size</b>  | ≤ 42"  | ≤ 32"   |
| <small>LCD SIZE IS APPROXIMATION. DIMENSION IS DIAGONAL MEASUREMENT OF SCREEN. LCD SIZE MAY BE EXCEEDED AS LONG AS SCREEN WEIGHT DOES NOT EXCEED MAXIMUM WEIGHT CAPACITY OF THE MOUNT.</small> |  |   |
| <b>Depth</b>   | Folds to 6.8" (17,3 cm)  | Folds to 5.3" (13,5 cm)   |
| <b>Warranty</b>  | 10 years   | 10 years  |

Visit [ergotron.com](http://ergotron.com) for complete information on LX Wall Mount Systems



## LX Sit-Stand Wall Mount Highlights

- Ultimate flexibility of monitor and keyboard positioning enhances personal interaction between the caregiver, patient and the patient's data
- 20" (51 cm) height range allows users to switch between sitting and standing positions for a healthier way to work
- Ergonomic back-tilt keyboard tray ensures wrists remain in a neutral position to increase comfort and help avoid repetitive-stress injuries
- Keyboard platform is very stable for extensive data entry and tested to be 3X more rigid than other keyboard arms
- Rotation Stop on wall mount base limits turn of extension base connection to 180°, preventing extension from contacting wall
- Secure installation — locking connections between arm, extension and base



**LX HD Sit-Stand Wall Mount LCD Arm**

**LX Sit-Stand Wall Mount LCD Arm**

**LX Wall Mount LCD Arm**

**LX Sit-Stand Keyboard Arm**

**LX Keyboard Arm**

|  |  |  |                                |  |                                  |
|--|--|--|--------------------------------|--|----------------------------------|
| <b>Part # (color)</b>  | 45-383-026 (polished aluminum)   | 45-353-026 (polished aluminum)   | 45-243-026 (polished aluminum) | 45-354-026 (polished aluminum)   | 45-246-026 (polished aluminum)   |
| <b>Typical LCD Size</b>  | ≤ 46"  | ≤ 42"  | ≤ 32"                          | —  | —                                |
| <small>LCD SIZE IS APPROXIMATION. DIMENSION IS DIAGONAL MEASUREMENT OF SCREEN. LCD SIZE MAY BE EXCEEDED AS LONG AS SCREEN WEIGHT DOES NOT EXCEED MAXIMUM WEIGHT CAPACITY OF THE MOUNT.</small> |  |  |                                |  |                                  |
| <b>Keyboard Size</b>   | —  | —  | —                              | ≤ 17.7" x 7.8" (45 x 20 cm)  | ≤ 17.5" x 10.1" (44,5 x 25,7 cm) |
| <b>Weight Capacity</b>   | 14–30 lbs (6,3–13,6 kg)  | 5–25 lbs (2,3–11,3 kg)   | 5–25 lbs (2,3–11,3 kg)         | ≤ 5 lbs (2,2 kg)   | ≤ 5 lbs (2,2 kg)                 |
| <b>Lift</b>  | 20" (51 cm)  | 20" (51 cm)  | 13" (33 cm)                    | 20" (51 cm)  | 13" (33 cm)                      |
| <b>Tilt</b>  | 80°<br>↑ 75° / ↓ 5°  | 75°<br>↑ 70° / ↓ 5°  | 75°<br>↑ 70° / ↓ 5°            | When in down position, tray features a back-tilt of 5°; folds upright 90° in storage position  |                                  |
| <b>Pan</b>   | 360°<br>Rotation Stop on wall-mount base limits turn of extension-base connection to 180°, preventing extension from contacting wall | 360°<br>Rotation Stop on wall-mount base limits turn of extension-base connection to 180°, preventing extension from contacting wall | 360°                           | 360°<br>Rotation Stop on wall-mount base limits turn of extension-base connection to 180°, preventing extension from contacting wall |                                  |
| <b>Rotation</b>  | 90°  | 360°   | 360°                           | —  | —                                |
| <b>VESA</b>  | MIS-D/E/F<br>See website for details   | 75 x 75, 100 x 100, 200 x 100, 200 x 200<br>See website for details  | MIS-D                          | —  | —                                |
| <b>Depth</b>   | Folds to 4.5" (11,4 cm)  | Folds to 4.5" (11,4 cm)  | Folds to 4.3" (10,9 cm)        | Folds to 5.8" (15 cm)  | Folds to 3.5" (9 cm)             |
| <b>Extension</b>   | ≤ 33" (84 cm)  | 33" (85 cm)  | 25" (64 cm)                    | 42" (107 cm)   | 35" (89 cm)                      |
| <b>Warranty</b>  | 10 years   | 10 years   | 10 years                       | 10 years   | 10 years                         |



## Sit-stand ergonomics—secure, compact and enclosed

### Perfect for space-constrained patient rooms

StyleView Enclosures provide a smooth vertical height adjustment and folds up into a slim, compact unit when not in use.



### Sit-stand ergonomics

Move from a sitting to a standing position whenever you want. True ergonomic designs provide a healthier, more comfortable way to work.

### Extreme security and stability

A keyless locking mechanism protects patient data for compliance with privacy requirements and a unique cable management system conceals and organizes the cords, making cleaning a snap! Its stable, slide-out keyboard can support extensive data entry.



Folds to less than 4" (9,7cm)



### Neo-Flex Dual Monitor Wall Mount and Keyboard Wall Mount

Maximize your space! This low-profile system enhances PACS implementation by providing convenient access to digital records. Tilting dual monitors reduce glare and improve sight lines. The wall-mounted keyboard tray lets you enter data at the point of care, then folds up flat (just 5" / 13 cm from wall) when not in use.



**Neo-Flex Dual Monitor Wall Mount**  
28-514-800 (grey & black)

**Neo-Flex Keyboard Wall Mount**  
45-403-062 (grey)

### Neo-Flex Wall Mount Lift

Add greater range of movement to your LCD display: raise or lower it 5", pan, tilt and rotate 90°. Its slim profile makes it perfect for areas where space is at a premium.



60-577-195 (black)

### 200 Series Combo Arm

Attach your LCD and keyboard to free up space. This wall unit solution features 3-point telescoping motion, providing greater reach to bring the system to where it is needed.



45-230-216 (white)  
45-230-200 (black)



**StyleView Sit-Stand Enclosure**

**StyleView VL Enclosure**

| Part # (color)   | 60-610-062 (white)<br>60-610-060 (black)   | 60-595-062 (white)   |
|--|--|--|
| <b>Includes</b>  | Enclosure, velcro kit (attaches keyboard to keyboard tray), cable management wrap, antimicrobial wrist rest. Wall footprint 38.2" H x 26.6" W (97 x 67,5 cm)   | Enclosure, wall plate, mounting template, vertical lift, slide-out keyboard tray, wrist rest, mouse pouch, scanner holder, internal cable management, batteries, monitor mounting hardware, wall mounting hardware, keys   |
| <b>Typical LCD Size</b>  | ≤ 22"<br>Maximum monitor physical dimensions 20.5" W x 13.5" H x 2.5" D (52,1 x 34,3 x 6,4 cm). Monitor depth greater than 2.5" (6,4 cm) is allowable, however screen will protrude beyond profile of unit in such cases | ≤ 22"<br>Maximum monitor physical dimensions 20.7" W x 14.7" H x 2.8" D (52,6 x 37,3 x 7 cm). Assumes VESA hole pattern is centered on the back of the display   |
| <small>LCD SIZE IS APPROXIMATION. DIMENSION IS DIAGONAL MEASUREMENT OF SCREEN. LCD SIZE MAY BE EXCEEDED AS LONG AS SCREEN WEIGHT DOES NOT EXCEED MAXIMUM WEIGHT CAPACITY OF THE MOUNT.</small> |  |  |
| <b>Weight Capacity</b>   | 12–24 lbs (5,4–10,9 kg)<br>Listed weight capacity represents total load. Thin client device 3–10 lbs (1,4–4,5 kg); monitor 7–12.5 lbs (3,2–5,7 kg); keyboard and worksurface 0.5–1.5 lbs (0,2–0,7 kg)                    | 8–33 lbs (3,6–14,9 kg)<br>Listed weight capacity represents total load, including monitor and contents of keyboard tray, mouse pouch and scanner holder. Maximum load capacity: monitor pivot 18 lbs (8,2 kg); thin client device compartment 20 lbs (9,1 kg); door/worksurface 50 lbs (22,6 kg) |
| <b>Lift</b>  | 20" (51 cm)  | 9" (23 cm)   |
| <b>Pan</b>   | —  | LCD 10°<br>Display size may restrict motion.<br>Keyboard 120°  |
| <b>VESA</b>  | MIS-D  | MIS-D  |
| <b>Depth</b>   | 3.8" (9,7 cm) closed<br>19.3" (48,9 cm) open   | 6.75" (17 cm) closed<br>20.6" (53 cm) open   |
| <b>Warranty</b>  | 5 years<br>1-year warranty on all electronic components (excludes AA batteries)  | 5 years<br>1-year warranty on all electronic components (excludes AA batteries)  |

## Worksurface with pull-out keyboard tray facilitates caregiver workflow



- ① Patented Constant Force™ lift-and-pivot motion technology provides premium 25" (63,5 cm) LCD height adjustment, portrait-to-landscape rotation and 30° tilt
- ② Durable, easy-to-clean exterior composed of aluminum and high-grade plastic
- ③ Integrated mouse and barcode scanner holder provide easy access
- ④ Fold-down worksurface/keyboard tray to support workflow needs. Worksurface is 22.75" W x 10.6" D (57,8 x 26,9 cm). Keyboard tray is 18.6" W x 9" D (47,2 x 22,8 cm)
- ⑤ Ergonomic back-tilt keyboard tray ensures wrists remain in a neutral position during data entry. Includes slide-out mouse tray



SV Sit-Stand Combo Extender Arm  
45-261-026 (aluminum)  
45-261-216 (white)



CPU Holder  
Small:  
45-272-026 (aluminum)  
80-063-216 (white)  
Medium:  
97-468-202 (aluminum)  
97-468-216 (white)



Mouse Tray Upgrade Kit  
97-805-055 (black)  
For older versions of Sit-Stand Combo Arm with Worksurface



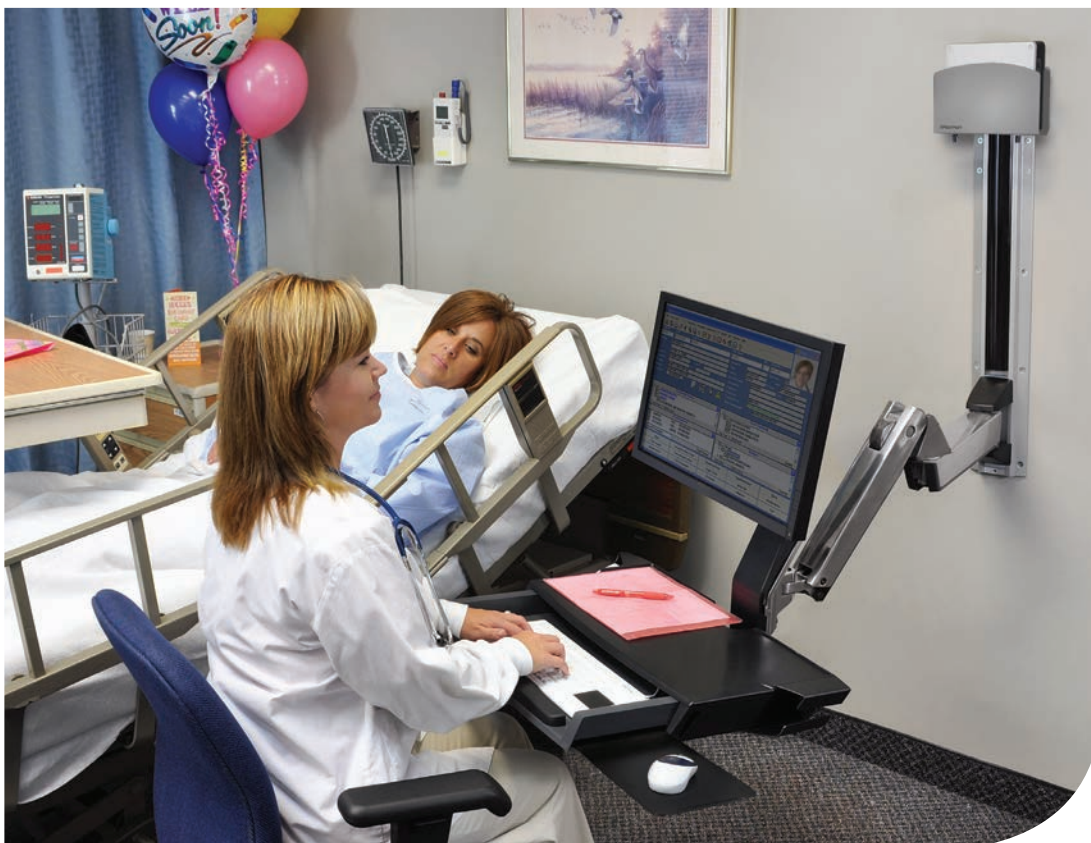

Scanner Shelf, VESA Attach  
97-815 (black)  
97-815-062 (white)



Thin Client Mount  
80-107-200 (black)  
80-107-216 (white)

|  | StyleView Sit-Stand Combo Arm with Worksurface   | StyleView Sit-Stand Combo Arm   | StyleView Sit-Stand Combo System with Worksurface  | StyleView Sit-Stand Combo System   |
|--|--|---|--|--|
| <b>Part #</b><br>(color)   | 45-260-026 (polished aluminum)<br>45-260-216 (white)   | 45-266-026 (polished aluminum)<br>45-266-216 (white)  | Medium CPU holder and wall track:<br>45-270-026 (polished aluminum)<br>Small CPU holder and wall track:<br>45-272-026 (polished aluminum)<br><br>Medium CPU holder and wall track:<br>45-270-216 (white)<br>Small CPU holder and wall track:<br>45-272-216 (white)   | Medium CPU holder and wall track:<br>45-271-026 (polished aluminum)<br>Small CPU holder and wall track:<br>45-273-026 (polished aluminum)<br><br>Medium CPU holder and wall track:<br>45-271-216 (white)<br>Small CPU holder and wall track:<br>45-273-216 (white)   |
| <b>Includes</b>  | Sit-Stand Combo Arm with worksurface, wall mount bracket, track mount bracket kit, height-adjustable LCD mount, wrist rest, scanner and mouse holder, worksurface with integrated keyboard tray, VESA monitor mounting kit, cable ties | Sit-Stand Combo Arm, wall mount bracket, track mount bracket kit, height-adjustable LCD mount, wrist rest, scanner and mouse holder, integrated keyboard tray with left/right mouse tray, handle, VESA monitor mounting kit, cable ties | Sit-Stand Combo Arm with worksurface, 34" Wall Track with (2) black track covers, CPU Holder, CPU spacer, (2) 10" cable channels, CPU and Arm track mount bracket kits, Wall Track fasteners for concrete and wood, CPU direct wall mount kit, height-adjustable LCD mount, wrist rest, scanner and mouse holders, integrated keyboard tray, handle, VESA monitor mounting kit, cable ties | Sit-Stand Combo Arm, 34" Wall Track with (2) black track covers, CPU Holder, CPU spacer, (2) 10" cable channels, CPU and Arm track mount bracket kits, Wall Track fasteners for concrete and wood, CPU direct wall mount kit, height-adjustable LCD mount, wrist rest, scanner and mouse holders, integrated keyboard tray with left/right mouse tray, handle, VESA monitor mounting kit, cable ties |
| <b>Typical LCD Size</b>  | ≤ 24"  | ≤ 24"   | ≤ 24"  | ≤ 24"  |
| <small>LCD SIZE IS APPROXIMATION. DIMENSION IS DIAGONAL MEASUREMENT OF SCREEN. LCD SIZE MAY BE EXCEEDED AS LONG AS SCREEN WEIGHT DOES NOT EXCEED MAXIMUM WEIGHT CAPACITY OF THE MOUNT.</small> |  |   |  |  |
| <b>Weight Capacity</b>   | Display 6–18 lbs (2,7–8,2 kg); keyboard, mouse and barcode scanner 4 lbs (1,8 kg) and up to 10 lbs (4,5 kg) on worksurface   | Display 6–18 lbs (2,7–8,2 kg) or up to 25 lbs (11,4 kg) with tilt and lift lock-out features engaged; keyboard, mouse and barcode scanner 4 lbs (1,8 kg)  | Display 6–18 lbs (2,7–8,2 kg); keyboard, mouse and barcode scanner 4 lbs (1,8 kg) and up to 10 lbs (4,5 kg) on worksurface;<br>45-270-026: CPU 50 lbs (22,7 kg)<br>45-272-026: CPU 40 lbs (18 kg)  | Display 6–18 lbs (2,7–8,2 kg) or up to 25 lbs (11,4 kg) with tilt and lift lock-out features engaged; keyboard, mouse and barcode scanner 4 lbs (1,8 kg);<br>45-271-026: CPU 50 lbs (22,7 kg)<br>45-273-026: CPU 40 lbs (18 kg)  |
| <b>Lift</b>  | LCD and keyboard adjust 20" (51 cm) in tandem with single-motion; LCD adjusts 5" (13 cm) independently; maximum LCD height adjustment 25" (64 cm)  | LCD and keyboard adjust 20" (51 cm) in tandem with single-motion; LCD adjusts 5" (13 cm) independently; maximum LCD height adjustment 25" (64 cm)   | LCD and keyboard adjust 20" (51 cm) in tandem with single-motion; LCD adjusts 5" (13 cm) independently; maximum LCD height adjustment 25" (64 cm)  | LCD and keyboard adjust 20" (51 cm) in tandem with single-motion; LCD adjusts 5" (13 cm) independently; maximum LCD height adjustment 25" (64 cm)  |
| <b>Tilt</b>  | LCD 30°<br>↑ 25° / ↓ 5°  | LCD 30°<br>↑ 25° / ↓ 5°   | LCD 30°<br>↑ 25° / ↓ 5°  | LCD 30°<br>↑ 25° / ↓ 5°  |
| <b>Pan</b>   | 360°   | 360°  | 360°   | 360°   |
| <b>Rotation</b>  | 90°  | 360°  | 90°  | 360°   |
| <b>VESA</b>  | MIS-D  | MIS-D   | MIS-D  | MIS-D  |
| <b>Depth</b>   | Folds to 8" (20,3 cm)  | Folds to 12" (30,5 cm)  | Folds to 8" (20,3 cm)  | Folds to 12" (30,5 cm)   |
| <b>Extension</b>   | ≤ 43" (109 cm)<br>with Extender ≤ 60" (152 cm)   | ≤ 39.75" (101 cm)<br>with Extender ≤ 56.75" (144 cm)  | ≤ 43" (109 cm)<br>with Extender ≤ 60" (152 cm)   | ≤ 39.75" (101 cm)<br>with Extender ≤ 56.75" (144 cm)   |
| <b>Warranty</b>  | 5 years  | 5 years   | 5 years  | 5 years  |

- ⑥ Clean, concealed and neat routing of cables through the expansive cable management system
- ⑦ Extend LCD and keyboard up to 43" (109 cm) from wall; fold equipment back out of the way when not in use. With worksurface in storage position, system depth is as little as 8" (20,3 cm). With keyboard in storage position, system depth is as little as 12" (30,5 cm)
- ⑧ Optional Extender Arm increases range of motion for even greater reach



StyleView Sit-Stand Combo System with Worksurface and Extender Arm folds to 8" (20,3 cm)



StyleView Vertical Lift for high-traffic areas folds up into a slim, compact unit when not in use.









### Compact ergonomics; extremely low profile

Ideal for patient rooms and high-traffic areas, StyleView® Vertical Lifts give caregivers ergonomic comfort in a compact, low-profile wall mounted workstation. In a patient room setting, the pan of the keyboard and display promotes interaction, and the slide-out keyboard tray provides caregiver with comfortable data entry. Units fold up to as little as 4" (10,2 cm) deep when not in use.

Sit-Stand Vertical Lifts allow users to adjust between sitting and standing working heights. The entire system—monitor, keyboard and mouse—moves vertically 18" (46 cm) with a single, smooth motion to accommodate the heights of multiple users.



| Part # (color)   | 61-080-062 (white)<br>61-080-085 (black)   | 60-609-216 (white)<br>60-609-195 (black)   | 61-081-062 (white)<br>61-081-085 (black)   | 60-593-216 (white)<br>60-593-195 (black)          | 97-487-800 (black/white/grey),<br>available US/CA/MX<br>For use with Vertical Lift High Traffic<br>models 60-593-216 and 60-593-195 |
|--|--|--|--|---|---|
| <b>Includes</b>  | Sit-stand lift chassis, monitor pivot, covers, shelf, retractable keyboard tray, slide-out mouse tray, wrist rest, mouse pouch, scanner holder | Vertical Lift, slide out panning keyboard tray, mouse pad (built into keyboard tray) wrist rest, mouse pouch, mouse and scanner holder | Sit-stand lift chassis, monitor pivot, covers, auto-retractable keyboard tray, slide-out mouse tray, wrist rest, mouse pouch | Vertical Lift, mouse pad, wrist rest, mouse pouch | Keyboard tray lift assembly, wrist rest, multiple covers (grey, black, white), Velcro and adhesive strips                           |
| <b>Optional Accessories:</b> Vertical CPU Holder 97-468-202 (silver); Vertical Small CPU Holder 80-063-200 (black)   |  |  |  |   |   |
|  <b>Typical LCD Size</b>  | ≤ 24"  | ≤ 24"  | ≤ 24"  | ≤ 24"   | —   |
| <small>LCD SIZE IS APPROXIMATION. DIMENSION IS DIAGONAL MEASUREMENT OF SCREEN.<br/>LCD SIZE MAY BE EXCEEDED AS LONG AS SCREEN WEIGHT DOES NOT EXCEED MAXIMUM WEIGHT CAPACITY OF THE MOUNT.</small> |  |  |  |   |   |
|  <b>Weight Capacity</b>   | 5–30 lbs (2,2–13,6 kg)   | 8–33 lbs (3,6–14,3 kg)   | 5–30 lbs (2,2–13,6 kg)   | 5–30 lbs (2,3–13,6 kg)                            | .75–2.5 lbs (0,34–1,13 kg)  |
|  <b>Lift</b>  | 18" (46 cm)  | 9" (23 cm)   | 18" (46 cm)  | 9" (23 cm)  | —   |
|  <b>Tilt</b>  | 10°  | LCD 10°<br>Back-tilt keyboard tray 10°   | 10°  | LCD 10°<br>Back-tilt keyboard tray 10°            | —   |
|  <b>Pan</b>   | LCD 50°<br>Keyboard 120°<br>See website for details  | 50°<br>Display size may restrict motion<br>Keyboard 120°   | —  | —   | —   |
|  <b>VESA</b>  | MIS-D  | MIS-D  | MIS-D  | MIS-D   | —   |
| <b>Depth</b>   | 6" (15,2 cm)   | 4.5" (11,4 cm)   | 4" (10,2 cm)   | 4" (10,2 cm)                                      | —   |
| <b>Extension</b>   | —  | 18.8" (47,9 cm)  | —  | 12" (30,5 cm)                                     | —   |
| <b>Warranty</b>  | 5 years  | 5 years  | 5 years  | 5 years   | 5 years   |

## Radiology Tables: Advanced technology for effective image reading

### Carl's Table CT15 for Radiology (pictured right)

- Work sitting, standing or reclining
- Height range adjusts 30–49.5" high (76,2 x 125,7 cm) with electric legs; table tilts 0–15 degrees
- Programmable presets let users record up to 100 sit/stand/recline positions
- Unique Monitor Control System adjusts the height and depth of the monitor bar with push-button control
- Supports up to 3 monitors; upgradable to 4+1 modality




### Steve's Station Essential for Radiology (pictured left)

- Electric lift sit-stand legs and spring lift keyboard surface combine for a height range of 54.5–22.25" (138,4–56,5 cm)
- Innovative Monitor Easy Track reduces eye strain; easily slide the entire bank of (up to six) monitors forward and backward in unison
- Contoured surfaces feature smooth, curved edges that are ergonomically comfortable
- Four pre-configured kits expand the desk and support unique modalities
- Supports weight and lift capacity of 200 lbs (90,7 kg)

For more information, visit [anthro.com](http://anthro.com)








*Anthro is a registered trademark of Ergotron, Inc., a Nortek Company.*



## Optimal viewing for large displays

Get unprecedented height adjustability in an extremely low profile module. The revolutionary design of our Glide Wall Mounts lets users effortlessly raise and lower large displays by up to 18" (46 cm) and tilt the screen up to 10° to avoid glare.

Similarly, our Interactive Arms let you easily lift, swing or turn displays for optimal viewing while relieving eye, neck and back strain.

|  | <br>Glide Wall Mount<br>LD-X | <br>Glide Wall Mount<br>HD | <br>Glide Wall Mount<br>VHD | <br>Interactive Arm<br>LD | <br>Interactive Arm<br>HD | <br>Interactive Arm<br>VHD |
|--|---|---|--|--|--|---|
| <b>Part #</b><br>(color)   | 61-113-085<br>(black)   | 61-061-085<br>(black)   | 61-128-085<br>(black)  | 45-361-026<br>(polished aluminum)  | 45-296-026<br>(polished aluminum)  | 45-304-026<br>(polished aluminum)   |
|  <b>Typical LCD Size</b>  | 27–42"  | 30–55"  | ≥ 46"  | ≤ 42"  | 30–55"   | 30–60+"   |
| <small>LCD SIZE IS APPROXIMATION. DIMENSION IS DIAGONAL MEASUREMENT OF SCREEN.<br/>LCD SIZE MAY BE EXCEEDED AS LONG AS SCREEN WEIGHT DOES NOT EXCEED MAXIMUM WEIGHT CAPACITY OF THE MOUNT.</small> |   |   |  |  |  |   |
| <b>Weight Capacity</b>   | 12–30 lbs (5,4–13,6 kg)   | 20–40 lbs (9–18 kg)   | 45–70 lbs (20,4–32 kg)   | 7–25 lbs (3,2–11,3 kg)   | 18–40 lbs (8,2–18,2 kg)  | 35–70 lbs (15,9–31,8 kg)  |
| <b>Lift</b>  | 10" (25,4 cm)   | 18" (46 cm)   | 16" (40,6 cm)  |  | 20" (51 cm)  |   |
| <b>Tilt</b>  |   | 10°   |  | 75°<br>↑ 70° / ↓ 5°  | 25°<br>↑ 10° / ↓ 15°   | 20°<br>↑ 5° / ↓ 15°   |
| <b>Pan</b>   |   | —   |  |  | 180°   |   |
| <b>Rotation</b>  |   | —   |  | 360°   | 10° ← 5° / → 5°  | 10° ← 5° / → 5°   |
| <b>VESA</b>  | MIS-D/E/F<br>See website for details  | MIS-E/F<br>See website for details  | MIS-D/E/F<br>See website for details   | MIS-D/E/F<br>See website for details   | MIS-E/F<br>See website for details   | MIS-E/F<br>See website for details  |
| <b>Depth</b>   | 4.3" (10,9 cm)  | 2" (5 cm)   | 2.7" (6,9 cm)  | 4.5" (11 cm)   | 5.5" (14 cm)   | 6.5" (16,5 cm)  |
| <b>Extension</b>   |   | —   |  | 17" (43 cm)  | 24" (61 cm)  | 28" (71 cm)   |
| <b>Warranty</b>  |   | 5 years   |  |  | 5 years  |   |

# The broadest and best selection of charging systems!



ZIP 40 Charging Cart & ZIP 12 Charging Desktop Cabinet

Ergotron and Anthro Corporation have teamed up to offer the broadest and best selection of charging systems in the industry!

Manufactured in the USA, Anthro-DNA YES® charging carts and wall cabinets are a perfect complement to existing Ergotron charging system products.

**Ergotron and Anthro-DNA strengths include:**

- Fastest charging times with PowerShuttle® technology
- Universal designs fit all devices: tablets, laptops, Chromebooks and more
- Sleek, compact designs; carts have small footprints and easy maneuverability
- Durable, solid construction with security and separate IT locking areas
- Managed & unmanaged versions
- UL or ETL certified and tested for safety to UL 60950 standard



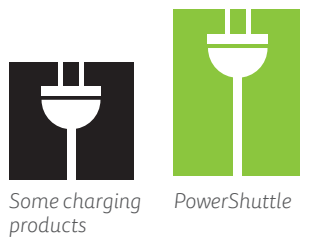
YES Charging Wall Cabinet

## The quickest charge for your tablets and laptops



Ergotron PowerShuttle® technology is a patented, embedded control system that monitors incoming current from the wall outlet and distributes it to microprocessor-controlled outlets inside the charging cart to quickly, efficiently and safely charge your devices.

- PowerShuttle charges up to 40% faster than competitors' round-robin charging systems.
- Doesn't require manually switching between outlets or adjusting timers.
- Limits inrush current — the instantaneous current draw when you first power on.
- Prevents nuisance tripping of site circuit breakers and electromagnetic interference with other devices.
- Keeps you safe from arc at the plug and hazardous touch currents.



## Why should you care about safety certification for charging systems: the risks of using non-certified products

- 1 Critical materials are not fire resistant— This is a fire hazard if a battery or electrical fault occurs
- 2 Electrical hazards are not physically enclosed— Shock hazards exist if energized circuitry can potentially be touched either directly or if exposed metal is not safely grounded or properly isolated. Fire hazards can exist if the enclosure can potentially let out flames or molten metal if an electrical fault occurs inside of the enclosure
- 3 Mechanical hazards are not mitigated— If not properly tested and certified, pinch points, tip, crush or cut, sharp edges, and moving parts can injure users
- 4 Equipment ratings must meet National Electrical Code— Non-evaluated systems may exceed allowable load limits causing electrical arcing, facility problems and/or interaction and interference with other equipment
- 5 No manufacturing factory quality surveillance— Product quality and consistency must be managed and ensured

| Safety Certification   |
|--|
| UL 60950 Safety of Information Technology Equipment, CAN/CSA C22.2 No. 60950             |
| UL 1667 Tall Institutional Carts for use with Audio, Video and Television Type Equipment |
| ICES-003 Issue 4, Class A  |
| FCC Part 15 Class A  |
| Country-specific certification as required   |
| RoHS and Reach compliant material used   |

# Carts and cabinets for tablets, laptops & Chromebooks



YES Charging Cart for Mini-laptops-Junior

YES Charging Cart for Mini-laptops

Tablet Management Cart

ZIP Charging Wall Cabinet

Visit the web site landing page at [charging.ergotron.com](http://charging.ergotron.com)

## How PowerShuttle works

- 1 A sensor constantly measures the current coming into the cart from the wall outlet. This helps determine the geographic region where you are (various current limits are used throughout the world) and applies the current limit that is specific to your region.
- 2 PowerShuttle's inrush protection uses microprocessor controls to gradually increase current to the devices as the cart is initially switched on or plugged in, to prevent spikes.

- 5 As devices reach full charge, they'll draw less and less current until all device outlets can be "on" to minimize charge time.



ZIP40 Charging and Management Cart



- 3 As devices charge, PowerShuttle stays vigilant with a sensor continuously monitoring the amount of current from the wall outlet into the cart.
- 4 If the current from the wall outlet is about to exceed the cart's regional limit, PowerShuttle immediately divides the device outlets into groups. This "measure and divide" process (steps 3 and 4) will repeat until all outlets can be on at the same time.



Find the right charging cart or cabinet for your devices:

[charging.ergotron.com/finder](http://charging.ergotron.com/finder)

## Laptop & Chromebook solutions



**Charging Systems Finder**  
Find the right charging cart or cabinet for your device:  
[charging.ergotron.com/finder](http://charging.ergotron.com/finder)



**PowerShuttle Laptop Charging Cart**



**PowerShuttle Laptop Management Cart**



**Zip12 Charging Wall Cabinet**



**Zip12 Charging Desktop Cabinet**



**Zip40 Charging Cart and Zip40 Charging & Management Cart**

| US/CA/MX            | 24-291-085  | 24-246-085  | DM12-1006-1  | DM12-1012-1   |   | DM40-1009-1   | DM40-1008-1                                    |             |
|---------------------|---|---|--|---|---|---|--|-------------|
| EU                  |   |   | DM12-1006-2  | DM12-1012-2   |   | DM40-1009-2   | DM40-1008-2                                    |             |
| UK/HK/MY/SG         |   |   | DM12-1006-3  | DM12-1012-3   |   | DM40-1009-3   | DM40-1008-3                                    |             |
| AU/NZ               |   |   | DM12-1006-4  | DM12-1012-4   |   | DM40-1009-4   | DM40-1008-4                                    |             |
| CN                  |   |   | DM12-1006-5  | DM12-1012-5   |   | DM40-1009-5   | DM40-1008-5                                    |             |
| JP                  |   |   |  |   | DM12-1012-6                                   |   | DM40-1009-6                                    | DM40-1008-6 |
| Screen Size         |   |   | ≤ 15.6"  | ≤ 15.6"   | ≤ 12"   | ≤ 14"   |  | ≤ 15.6"     |
| # of Devices        | 20  | 20  | 12   | 8 or 12 (depending on divider configuration)              |   | 30 or 40 (depending on divider configuration)             |  |             |
| Cables              | No  | Ethernet CAT6   | No   | No  | No  | No  | Ethernet CAT6                                  |             |
| Slot Size W x D x H | 1.9" x 15.7" x 12.3"  | 1.9" x 15.7" x 12.3"  | 1.0" x 11.9" x 8.9"<br>(2,5 x 30,2 x 22,6 cm)                | 1.9" x 15.3" x 9.7"<br>(4,8 x 38,9 x 24,6 cm)             | 1.1" x 15.3" x 9.7"<br>(2,7 x 38,9 x 24,6 cm) | 1.9" x 17.1" x 11.2"<br>(4,8 x 43,4 x 28,4 cm)            | 1.1" x 17.1" x 11.2"<br>(2,8 x 43,4 x 28,4 cm) |             |
| Unit Size W x D x H | 28" x 24.4" x 40.5"   | 28" x 24.4" x 40.5"   | 26.4" x 5.9" x 35.6"<br>(67 x 15 x 91 cm)                    | 22" x 24.5" x 14"<br>(56 x 62 x 35,6 cm)                  |   | 30.3" x 26.1" x 45.4"<br>(77 x 66 x 115 cm)               |  |             |
| Power System        | PowerShuttle  | PowerShuttle  | Power Strip  | PowerShuttle  |   | PowerShuttle  |  |             |
| Tablet compatible   | ✓   | ✓   | ✓  | ✓   |   | ✓   |  |             |
| UL 60950 certified  | ✓   | ✓   | ✓  | ✓   |   | ✓   |  |             |
| Warranty            | 5 years;<br>2 years power module;<br>1 year other electrical components | 5 years;<br>2 years power module;<br>1 year other electrical components | Lifetime mechanical;<br>3 years electrical;<br>1 year cables | Lifetime mechanical;<br>3 years electrical; 1 year cables |   | Lifetime mechanical;<br>3 years electrical; 1 year cables |  |             |

## Tablet solutions



**Tablet Management Wall Mount 10 Lightning**



**Tablet Management Desktop 16 for Samsung Galaxy Tab Active**



**Tablet Management Cart 32 for Samsung Galaxy Tab Active**



**Tablet Management Desktop 16 with ISI / Lightning**



**Tablet Management Desktop 16 without ISI**



**Tablet Management Cart 32 with ISI / Lightning**



**Tablet Management Cart 48 with ISI / Lightning**



**Tablet Management Cart 48 with ISI**

| US/CA/MX                |   | DM16-1015-1   | DM32-1016-1   | DM16-1004-1   |   | DM32-1004-1   |   |   |
|-------------------------|---|---|---|---|---|---|---|---|
| EU                      | DM10-1007-2   | DM16-1015-2   | DM32-1016-2   | DM16-1004-2   |   | DM32-1004-2   | DM48-1004-2   |   |
| UK/HK/MY/SG             | HK DM10-1007-3  |   |   | DM16-1004-3   | UK 24-375-085   | DM32-1004-3   |   | HK/MY/SG 24-335-085   |
| AU/NZ                   | DM10-1007-4   |   |   | DM16-1004-4   |   | DM32-1004-4   | DM48-1004-4   |   |
| CN                      |   |   |   | DM16-1004-5   |   | DM32-1004-5   | DM48-1004-5   | 24-353-085  |
| JP                      |   |   |   | DM16-1004-6   |   | DM32-1004-6   | DM48-1004-6   | 24-359-085  |
| Screen Size             | ≤ 10.1"   | ≤ 8.0"  | ≤ 8.0"  | ≤ 10.1"   | ≤ 10.1"   | ≤ 10.1"   | ≤ 10.1"   | ≤ 10.1"   |
| # of Devices            | 10  | 16  | 32  | 16  | 16  | 32  | 48  | 48  |
| Cables                  | Lightning   | POGO  | POGO  | Lightning   | No  | Lightning   | Lightning   | No  |
| Slot Size W x D x H     | 0.9" x 10.9" x 7.9"<br>(2,3 x 27,7 x 20,1 cm)                           | —   | —   | .85" x 11.3" x 7.9"<br>(2,2 x 28,8 x 20 cm)                             | .85" x 11.3" x 7.9"<br>(2,2 x 28,8 x 20 cm)                             | .85" x 11.3" x 7.9"<br>(2,2 x 28,8 x 20 cm)                             | .85" x 11.3" x 7.9"<br>(2,2 x 28,8 x 20 cm)                             | .85" x 11.3" x 7.9"<br>(2,2 x 28,8 x 20 cm)                             |
| Unit Size W x D x H     | 23.2" x 4.0" x 31.8"<br>(59 x 80,9 x 10,2 cm)                           | 18.3" x 16.2" x 10.4"<br>(46,5 x 41,1 x 26,4 cm)                        | 23" x 18.4" x 39.3"<br>(58,4 x 46,7 x 100 cm)                           | 18.3" x 16.2" x 10.4"<br>(46,5 x 41,1 x 26,4 cm)                        | 18.3" x 16.2" x 10.4"<br>(46,5 x 41,1 x 26,4 cm)                        | 23" x 18.4" x 39.3"<br>(58,4 x 46,7 x 100 cm)                           | 23" x 18.4" x 39.3"<br>(58,4 x 46,7 x 100 cm)                           | 23" x 18.4" x 39.3"<br>(58,4 x 46,7 x 100 cm)                           |
| Power System            | iPad Only<br>USB/Sync 2.4A  | USB POGO Charging   | USB POGO Charging   | iPad Only<br>USB/Sync 2.4A  | USB/Sync 2.1A   | iPad Only<br>USB/Sync 2.4A  | iPad Only<br>USB/Sync 2.4A  | USB/Sync 2.1A   |
| Made for iPad certified |   | —   | —   |   | —   |   |   | —   |
| UL 60950 certified      | ✓   | ✓   | ✓   | ✓   | ✓   | ✓   | ✓   | ✓   |
| Warranty                | 5 years;<br>2 years power module;<br>1 year other electrical components | 5 years;<br>2 years power module;<br>1 year other electrical components | 5 years;<br>2 years power module;<br>1 year other electrical components | 5 years;<br>2 years power module;<br>1 year other electrical components | 5 years;<br>2 years power module;<br>1 year other electrical components | 5 years;<br>2 years power module;<br>1 year other electrical components | 5 years;<br>2 years power module;<br>1 year other electrical components | 5 years;<br>2 years power module;<br>1 year other electrical components |



# Laptop & Chromebook solutions

Built with Anthro-DNA



| US/CA/MX               | YESMJUGMPW4   | YESMUGMPW4  | YESMOR2GMPW4  | LTSC20WH/SM   | LTSC30WH/SM  | YESMLCGMPW           |
|------------------------|---|---|---|---|--|----------------------|
| EU                     |   |   |   |   |  |                      |
| UK/HK/MY/SG            |   |   |   |   |  |                      |
| AU/NZ                  |   |   |   |   |  |                      |
| CN                     |   |   |   |   |  |                      |
| JP                     |   |   |   |   |  |                      |
| Screen Size            | ≤ 14"   | ≤ 14"   | ≤ 15.5"   | ≤ 15.5"   | ≤ 14"  |                      |
| # of Devices           | 15 or 20 (depending on divider configuration)             | 30 or 36 (depending on divider configuration)             | 20  | 30  | 12   |                      |
| Cables                 | No  | No  | No  | No  | No   |                      |
| Slot Size<br>W x D x H | 1.9" x 14.25" x 10"<br>(4,8 x 36,1 x 25,4 cm)             | 1.6" x 14.25" x 10"<br>(4 x 36,1 x 25,4 cm)               | For up to 36 devices: 1.25" x 14.25" x 10"<br>For up to 30 devices: 1.6" x 14.25" x 10" | 15.5" x 12" x 3"  | 16" x 12" x 3"   | 1.25" x 14.25" x 10" |
| Unit Size<br>W x D x H | 24.25" x 27.75" x 42"<br>(61,5 x 70,4 x 106,6 cm)         | 28.75" x 25" x 41.5"                                      | 23" x 28.5" x 45.75"  | 43.5" x 29.75" x 38"  | 22.25" x 16.75" x 24"  |                      |
| Power System           | Power Strip   | PowerShuttle  | Power Strip   | Power Timer   | Power Strip  |                      |
| Tablet compatible      | ✓   | ✓   | ✓   | ✓   | ✓  |                      |
| UL 60950 certified     | ✓   | ✓   | ✓   | ✓   | ✓  |                      |
| Warranty               | Lifetime mechanical;<br>3 years electrical; 1 year cables | Lifetime mechanical;<br>3 years electrical; 1 year cables | Lifetime warranty on<br>body; 1 year on<br>electrical; cords & plugs<br>not warranted   | Lifetime warranty on<br>body; 1 year on<br>electrical; cords & plugs<br>not warranted | Lifetime mechanical;<br>3 years electrical;<br>1 year cables |                      |
| TAA Compliant          | ✓   | ✓   | ✓   | ✓   | ✓  |                      |




**Charging Systems Finder**  
Find the right charging cart  
or cabinet for your device:  
[charging.ergotron.com/finder](http://charging.ergotron.com/finder)

# Tablet solutions

Built with Anthro-DNA



| US/CA/MX                | DM12-1006-1  | DM12-1012-1   | DM40-1009-1   | DM40-1008-1   | YESTABGMPW4   | YESCABGMPW                                   |  |   |
|-------------------------|--|---|---|---|---|--|--|---|
| EU                      | DM12-1006-2  | DM12-1012-2   | DM40-1009-2   | DM40-1008-2   |   |  |  |   |
| UK/HK/MY/SG             | DM12-1006-3  | DM12-1012-3   | DM40-1009-3   | DM40-1008-3   |   |  |  |   |
| AU/NZ                   | DM12-1006-4  | DM12-1012-4   | DM40-1009-4   | DM40-1008-4   |   |  |  |   |
| CN                      | DM12-1006-5  | DM12-1012-5   | DM40-1009-5   | DM40-1008-5   |   |  |  |   |
| JP                      |  | DM12-1012-6   | DM40-1009-6   | DM40-1008-6   |   |  | YESNTAB10GMPW4                               |   |
| Screen Size             | ≤ 12"  | ≤ 14"   | ≤ 15.6"   | ≤ 10"   | ≤ 10"   |  |  |   |
| # of Devices            | 12   | 8 or 12 (depending on divider configuration)              | 30 or 40 (depending on divider configuration)             | 32 or 40 (depending on divider configuration)             | 16 or 20 (depending on divider configuration)             |  |  |   |
| Cables                  | No   | No  | No  | No  | No  |  |  |   |
| Slot Size<br>W x D x H  | 1.0" x 11.9" x 8.9"<br>(2,5 x 30,2 x 22,6 cm)                | 1.9" x 15.3" x 9.7"<br>(4,8 x 38,9 x 24,6 cm)             | 1.1" x 15.3" x 9.7"<br>(2,8 x 38,9 x 24,6 cm)             | 1.9" x 17.1" x 11.2"<br>(4,8 x 43,4 x 28,4 cm)            | 1.1" x 17.1" x 11.2"<br>(2,8 x 43,4 x 28,4 cm)            | 1.25" x 10.5" x 8"<br>(3,2 x 26,6 x 20,3 cm) | 0.87" x 10.5" x 8"<br>(2,2 x 26,6 x 20,3 cm) | 1.25" x 10.5" x 8.5"<br>.87" x 10.5" x 8.5" |
| Unit Size<br>W x D x H  | 26.4" x 5.9" x 35.6"<br>(67 x 15 x 91 cm)                    | 22" x 24.5" x 14"<br>(56 x 62 x 35,6 cm)                  | 30.3" x 26.1" x 45.4"<br>(77 x 66 x 115 cm)               | 23.75" x 24.75" x 46.25"<br>(60,3 x 62,8 x 117,4 cm)      | 22" x 12.75" x 24"  |  |  |   |
| Power System            | Power Strip  | PowerShuttle  | PowerShuttle  | Power Strip   | Power Strip   |  |  |   |
| Made for iPad certified | —  | —   | —   | —   | —   |  |  |   |
| UL 60950 certified      | ✓  | ✓   | ✓   | ✓   | ✓   |  |  |   |
| Warranty                | Lifetime mechanical;<br>3 years electrical;<br>1 year cables | Lifetime mechanical;<br>3 years electrical; 1 year cables | Lifetime mechanical;<br>3 years electrical; 1 year cables | Lifetime mechanical;<br>3 years electrical; 1 year cables | Lifetime mechanical;<br>3 years electrical; 1 year cables |  |  |   |
| TAA Compliant           |  |   |   | ✓   | ✓   |  |  |   |



**The science behind the need to stand**



The American Medical Association (AMA) agrees that sitting for extended periods of time can be bad for personal health. Their newly adopted policy recommends business organizations offer sitting alternatives, including standing desks.



A recent study published by the CDC (Centers for Disease Control) indicates adjustable sit-to-stand products are an effective solution for reducing prolonged sitting. Sit or stand, instantly, while remaining effectively engaged with your computer.

A 2010 University of Queensland, Australia study found that even when adults meet physical activity guidelines, sitting for prolonged periods can compromise metabolic health.

**Sit less. Stand more. Start now!**

**Take a stand against illnesses linked to prolonged sitting**

For more than three decades, Ergotron has designed ergonomic workstations to make computing more comfortable and better for you. Our extensive line of sit-stand workstations and desks gives computer users a much healthier and more productive way to work.

Sit-stand workstations are:

**FLEXIBLE** — a solution for every computer user and every computing configuration

**ERGONOMIC** — effortless height adjustability for sit-stand comfort; accessories also available

**AFFORDABLE** — many economical ways to fight "sitting disease"

**WorkFit-T/-TL Sit-Stand Desktop Workstation**

*Invalidate your work day with this ultra simple and flexible workstation!*

- Stable workstation sits right on top of most surfaces 24" (61 cm) deep or larger; no mounting or clamping required
- System easily lifts straight up and down to minimize intrusion into the workspace
- Ships fully assembled — no tool adjustments needed — making it easy to retrofit existing spaces

WorkFit-T: BLACK 33-397-085  
WHITE 33-397-062

WorkFit-TL: BLACK 33-406-085  
WHITE 33-406-062



WorkFit-T/-TL arrives fully assembled and sits right on top of virtually any surface; it easily moves vertically 15" (38 cm) to provide sit-stand comfort for a broad range of users

**Other popular WorkFit® Sit-Stand Workstations**



**WorkFit-SR, 1 Monitor**  
33-415-085 (black)  
33-407-062 (white)



**WorkFit-A, Platinum**  
24-422-227  
**WorkFit-A, for Apple®**  
24-414-227



**WorkFit-A with Worksurface+**  
Single LD 24-317-026  
Single HD 24-314-026  
Dual 24-316-026




**WorkFit-A with Suspended Keyboard**  
Single LD 24-390-026  
Single HD 24-391-026  
Dual 24-392-026



**WorkFit-S with Worksurface+**  
WHITE  
Single, LD 33-350-211  
Single, HD 33-351-211  
Dual 33-349-211  
BLACK  
Single, LD 33-350-200  
Single, HD 33-351-200  
Dual 33-349-200



**WorkFit-S, Dual**  
BLACK  
33-341-200



**WorkFit-LX, Sit-Stand Desk Mount System**  
45-405-026



**WorkFit-D Sit-Stand Desk**  
24-271-926 (light grey)  
24-271-927 (walnut)  
24-271-928 (birch)



"I like that I can just pick up the phone and call Ergotron and know that it will be taken care of. It helps me keep my limited IT staff focused on their specialty: healthcare IT."

**Customer focused. Certified quality. Complete coverage.**  
We'll take care of it!



From organizing cables and ongoing maintenance, to full product installation, Ergotron Services will take care of it! Our services packages are designed to protect your investment. We can cover the entire lifecycle of your product and make your life easier.

Support packages include:

|                                    | Warranty Only | GOLD Package | PLATINUM Package |
|------------------------------------|---------------|--------------|------------------|
| Access to unlimited customer care* | ✓             | ✓            | ✓                |
| Ergotron certified parts           | ✓             | ✓            | ✓                |
| Next-business-day on-site service  |               | ✓            | ✓                |
| In-warranty expedited support      |               | ✓            | ✓                |
| Post-warranty expedited support    |               | ✓            | ✓                |
| Ergotron-authorized technicians    |               | ✓            | ✓                |
| Extended mechanical coverage       |               | ✓            | ✓                |
| Extended components coverage       |               | ✓            | ✓                |
| Preventive maintenance             |               |              | ✓                |



\* Customer care includes:

- Free 24/7 support (North America) and support during country hours in English, Spanish, French, Dutch, Italian, Russian, German, Greek, Mandarin and Japanese. Plus, real-time chat and email support.
- Certified technical support professionals work with you to troubleshoot product and installation issues, manage service contracts, handle dispatching and answer/resolve warranty questions and issues.
- Sales support for resellers

LX & MX desk mounts offer flexibility and independent movement of display(s)



**LX Dual Side-by-Side Arm**  
45-245-026 (polished aluminum)  
45-491-216 (white)



**LX Dual Stacking Arm**  
45-248-026 (polished aluminum)  
45-492-216 (white)



**LX Sit-Stand Desk Mount**  
45-360-026  
HD Version 45-384-026 (polished aluminum)



**LX Desk Mount LCD Arm**  
45-241-026 (polished aluminum)  
45-490-216 (white)  
**with Tall Pole**  
45-295-026 (polished aluminum)



**MX Mini Desk Mount**  
45-436-026 (Available in NA: polished aluminum)  
45-436-216 (Available in EMEA/APAC: white)  
45-436-231 (Available in APAC: silver)

Burn extra calories • Tone muscles • Improve posture • Ramp up your metabolism • Increase productivity

 **research**.juststand.org

# Supporting care everywhere

Enhance personal interaction • Expand reach • Improve operational efficiency



Point-of-Care and Telehealth  
StyleView Carts

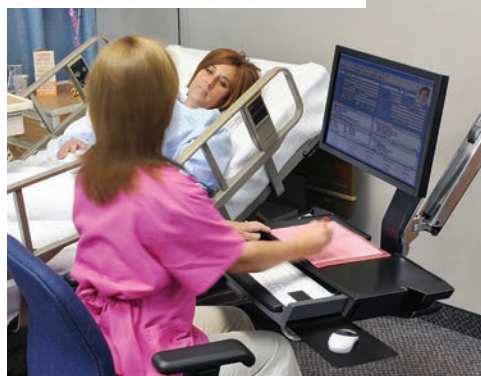
Charging Systems



Ergonomic  
Sit-Stand Workstations

## Touchboards

205 Westwood Ave, Long Branch, NJ 07740  
Phone: 866-94 BOARDS (26273) / (732)-222-1511  
Fax: (732)-222-7088 | E-mail: sales@touchboards.com



Mobile Display and  
Videoconferencing  
Solutions



Point-of-Care  
Wall Mount Products



Display and Digital  
Signage Mounts

© 2016 Ergotron, Inc. Literature made in U.S.A. 870-01-012-EA rev. 09/06/16  
**Content is subject to change without notification.**  
Ergotron devices are not intended to cure, treat, mitigate or prevent any disease.  
StyleView, Neo-Flex, PowerShuttle and WorkFit are registered trademarks of Ergotron  
in the U.S.A. and China.

#### Americas Sales and Corporate Headquarters

St. Paul, MN USA  
(800) 888-8458  
+1-651-681-7600  
www.ergotron.com  
sales@ergotron.com

#### EMEA Sales

Amersfoort, The Netherlands  
+31 33 45 45 600  
www.ergotron.com  
info.eu@ergotron.com

#### APAC Sales

Tokyo, Japan  
www.ergotron.com  
apaccustomerservice@ergotron.com

#### Worldwide OEM Sales

www.ergotron.com  
info.oem@ergotron.com

# ERGOTRON®

A Nortek Company

