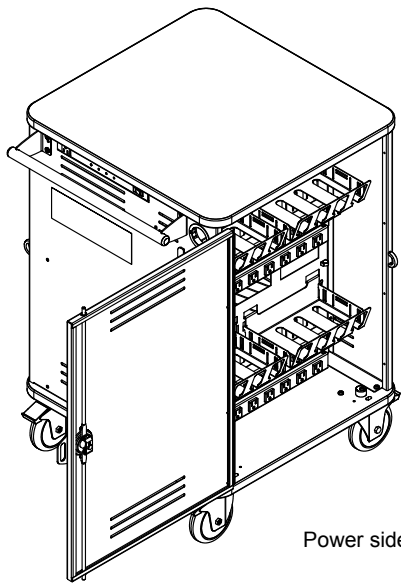
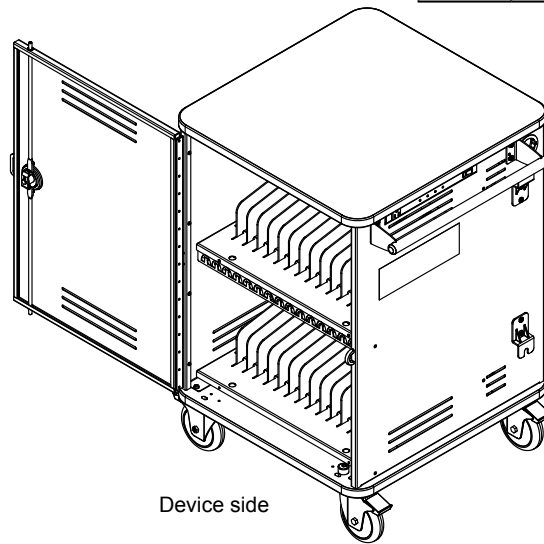


Technical Specifications

55468	with Power switch
55469	with Smart charger



Power side



Device side

Use the Cloud32 Cart to store, transport, and charge up to 32 of the largest Chromebooks. A smart current-sensing timer provides adaptive switching, preventing electrical overload in underpowered classrooms, and will handle the next generation of Chromebooks with high wattage charge adapters. Padded shelves and flexible dividers protect the Chromebooks. Overhead wire management aids the wiring integration and allows the charging plugs to hang in front of each Chromebook. The cart's compact footprint and handle provide easy mobility. The Cloud32 Cart is made with heavy-gauge steel for security and powder-coated for a durable, long-lasting finish. A dual-bolt lock and hasp on each door increase security of the Chromebooks.

Features and Benefits

- Stores, charges, and transports up to 32 of the largest Chromebooks (up to 14")
- 1.25"W x 15.3"D x 12.4375"H storage bay
- Small cart footprint (24.75"W x 26"D) saves valuable space
- Durable ABS plastic dividers and shelf padding protect Chromebooks from scratching (dividers are removable to provide storage space for thicker devices)
- Doors provide easy-access to device and power-side of cart (can be flipped to be hinged from the left or right)
- Double bolt locks, keyed, heavy gauge steel doors provide vault-like security for your investment
- Hasp locks provide an additional level of security and the ability to use your padlocks of choice (not included), or secure the unit to a wall
- Chromebooks and students are separated from all line voltage
- Superior, all-metal overhead cord management system keeps charge cords organized above each storage bay
- Intuitive "No Touch" Smart Charging System senses current from up to four, 8-outlet power units and distributes power (up to 10A) to the least-charged Chromebooks first (where charging is needed most) (55469 only)
- Power switch provides continuous power to all four 8-outlet power units (non current-sensing) (55468 only)
- Four adjustable, 8-outlet, (125V~/12A, 60Hz) universal power units work with both inline, and wall adapters
- External power switch provides easy-access for safe power connection / disconnection
- 2 auxiliary outlets (always on) for teacher laptop, wifi access point, or other accessory (1 external, 1 internal)
- Large, removable Quick brick™ wiring trays with retaining straps for charge adapters allow wiring to be completed outside the cart at the comfort of a workstation or desk to provide quick and easy integration
- Ventilated doors and side panels keep Chromebooks and chargers cool, preventing overheating, and extending device life
- Replaceable, IEC quick-release, 15' nominal 14 AWG, 3-wire power cords and external cord wrap brackets provide easy power access
- BW version: Four inboard 5" locking balloon wheel plate casters with metal construction and non-marring rubber provide the easiest-rolling, and quietest transport in the industry (rated for 325 lb each)
- TW version: Four inboard 3" locking twin-wheel plate casters provide easy-rolling (rated for 165 lb each)
- One all steel handle provides control and maneuverability
- Worksurface and base panel vinyl edging protects walls and furniture
- Cart ships fully-assembled with handle for quick, simple integration and deployment
- Durable powder coated steel chassis provides a long-lasting finish
- Scratch and impact-resistant high-pressure laminate top provides a durable, useful worksurface for instructors
- ETL recognized (certified to UL 60950-1) in the US and Canada for the cart and electrical system-**Pending**
- SCS Indoor Advantage Certified; meets or exceeds applicable ANSI-BIFMA test standards
- Warranted to be free of all defects in materials and workmanship for 10 years, electrical system 2 years
- Assembled in Chippewa Falls, WI, USA

Available with:

- Power switch
- "No Touch" Smart charger



Base

BW - 5" Balloon Wheels (4 swivel)
TW - 3" Twin Wheel casters (4 swivel)

Color Options

Standard laminate / color combinations

White Fiesta / Silver Sparkle
(WFS)

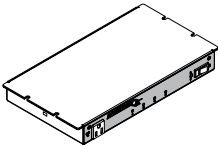
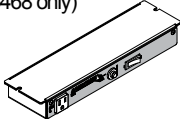


Standard color combination refers to the quickest deliverable product color combination. Custom laminates and color combinations are available-additional lead-times and up-charges may apply. Call 1-800-235-1262 for further information.

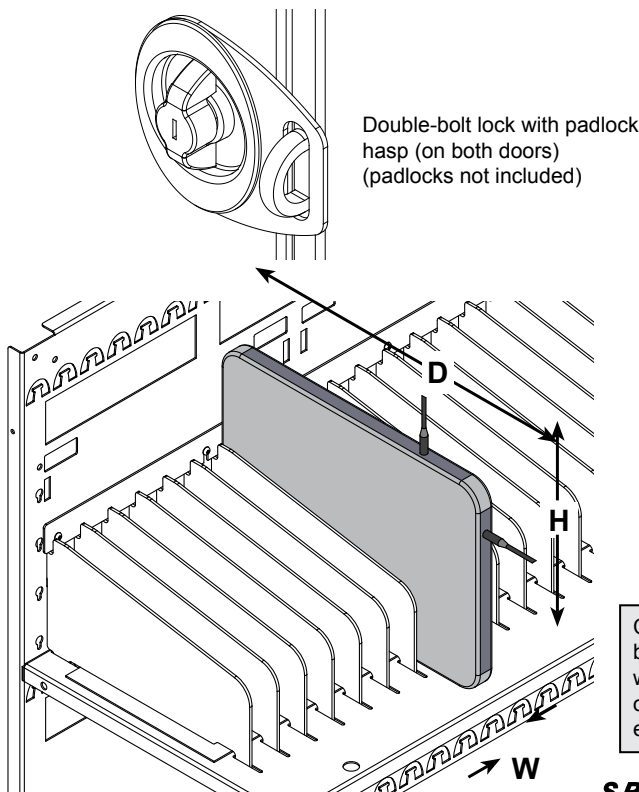
Construction

- The worksurface and base panel is constructed from 1.063" NAUF (No Added Urea Formaldehyde) composite board with .030" high-pressure laminate on one face, and a balancing phenolic backer on the opposing face
- Worksurface and base panel edges are covered with 3mm vinyl edge band
- 16-gauge side panels, shelves, and doors
- All metal components are finished with a scratch-resistant powder coat epoxy
- This cart is factory-assembled, packaged, and shipped on its own skid

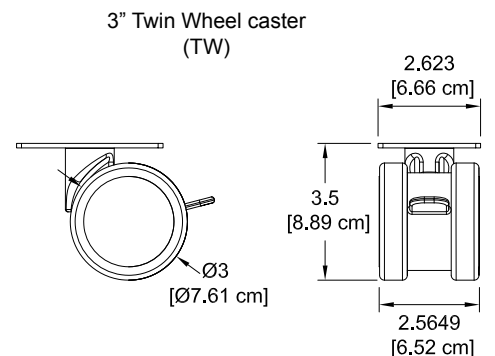
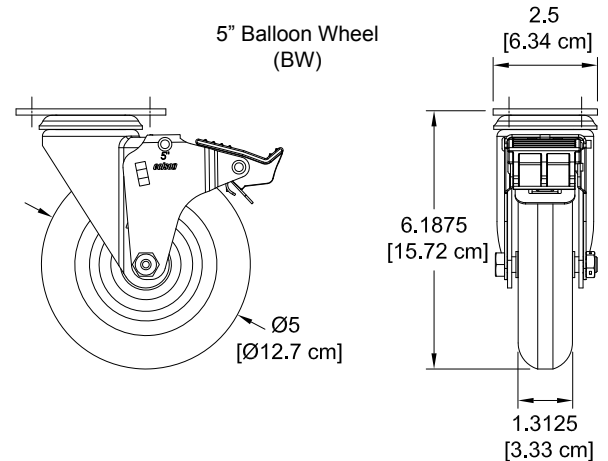
Specifications

Capacity	32 Chromebooks	
Storage bays (nominal)	1.25"W x 15.3"D x 12.4375"H	
Electrical	<ul style="list-style-type: none"> • (4) 8-outlet power units (outlets rotated 90°) • 125V~/12A, 60Hz • 15-amp breaker • IEC quick-release (replaceable) 15' nominal, 14 AWG, 3-wire power cord 	<ul style="list-style-type: none"> • Locking power-side door isolates and separates electrical line voltage from students • UL-Listed components
Smart Charger (55469 only)	 <ul style="list-style-type: none"> • Low-profile, 16-gauge steel enclosure • 125V~/12A, 60Hz • Externally-accessible 15A on/off switch • Smart charging senses current and distributes power to the power units requiring it most • Four timed power unit-dedicated outlets (labeled A, B, C, D) controlled by logic board (up to 10A power output) • Cycling interval 15 min 	<ul style="list-style-type: none"> • Four LED lights indicate charging activity status of each power unit • Two auxiliary outlets (1 external, 1 internal) 1A each (controlled by main on/off switch) • IEC quick-release (replaceable) 15' nominal, 14 AWG, 3-wire power cord • ETL recognized (certified to 60950-1) - Pending • UL-Listed components
Power Switch (non current-sensing) (55468 only)	 <ul style="list-style-type: none"> • Low-profile, 16-gauge steel enclosure • 125V~/12A, 60Hz • Externally-accessible 20A power switch • Four continuous power unit-dedicated outlets (labeled A, B, C, D) (up to 10A power output) • Two auxiliary outlets (1 external, 1 internal) 1A each (controlled by main on/off switch) 	<ul style="list-style-type: none"> • IEC quick-release (replaceable) 15' nominal, 14 AWG, 3-wire power cord • ETL recognized (certified to 60950-1) - Pending • UL-Listed components
5" Balloon Wheels	Weight capacity 325 lb [148 kg] each	
3" Twin Wheel casters	Weight capacity 165 lb [75 kg] each	
Unit weight (nominal)	198 lb [89.9 kg]	
Shipping weight (nominal)	230 lb [104.4 kg]	

Specifications subject to change without notice

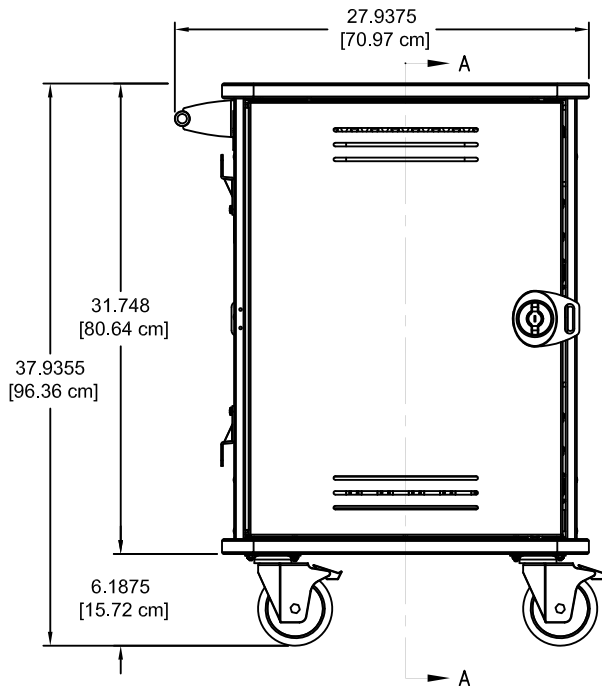
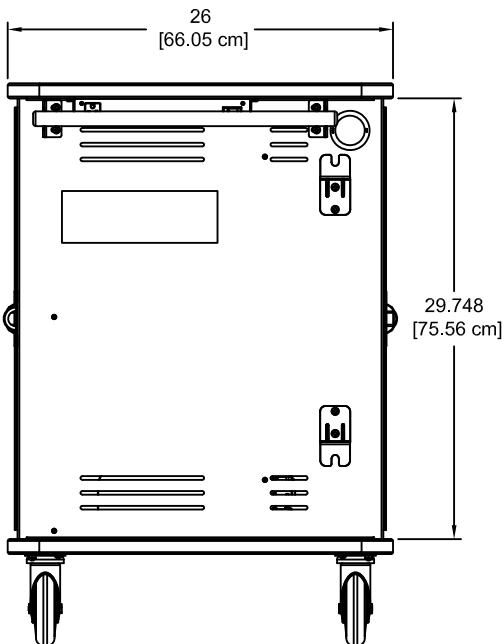
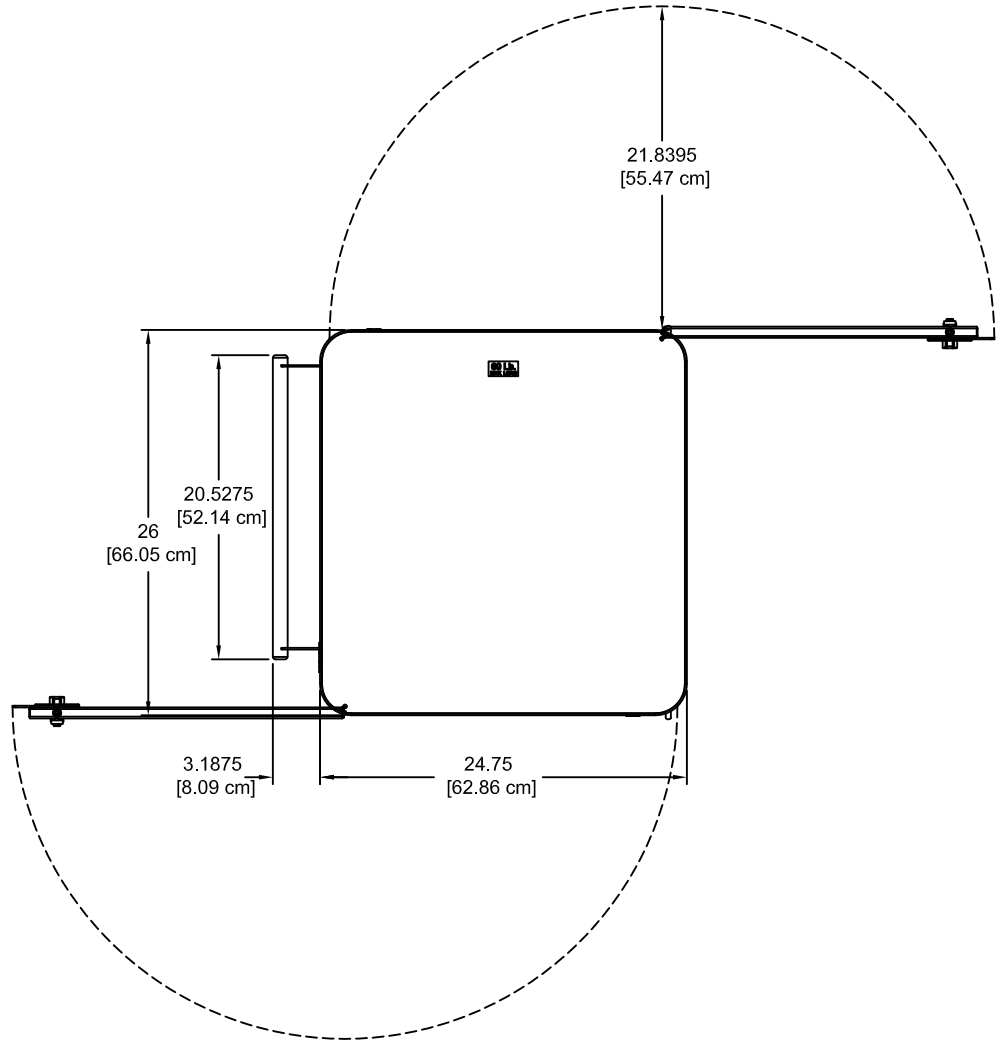
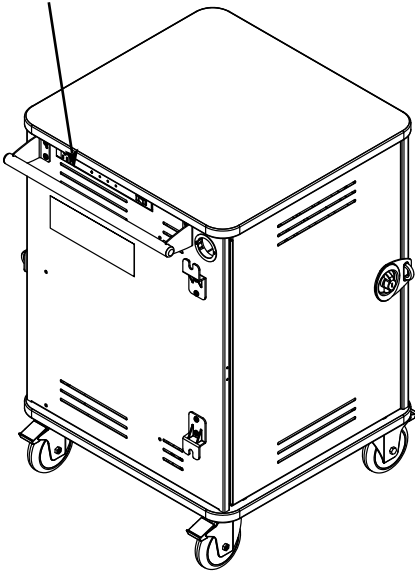


Chromebooks must be placed in the bays with the charge plug on one of the two exposed edges shown.



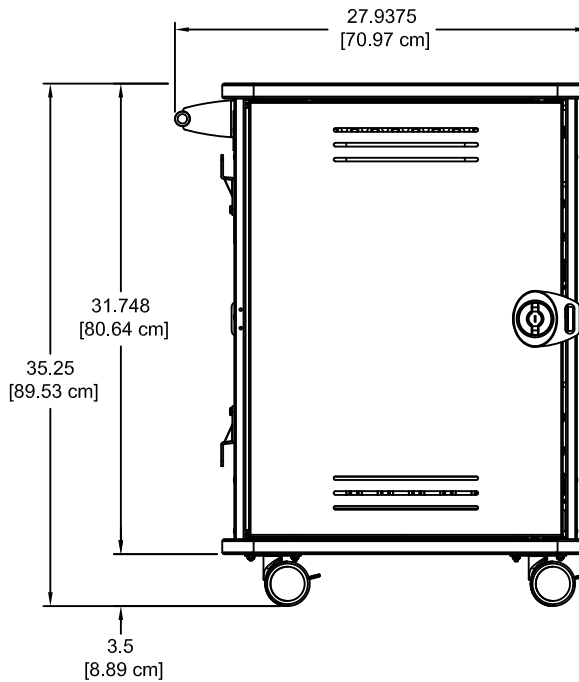
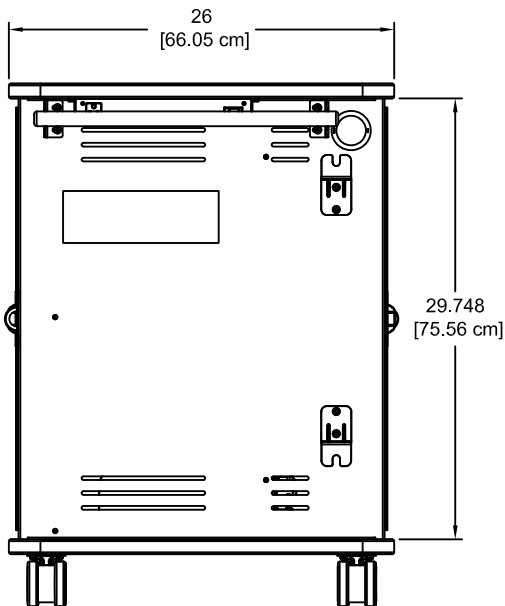
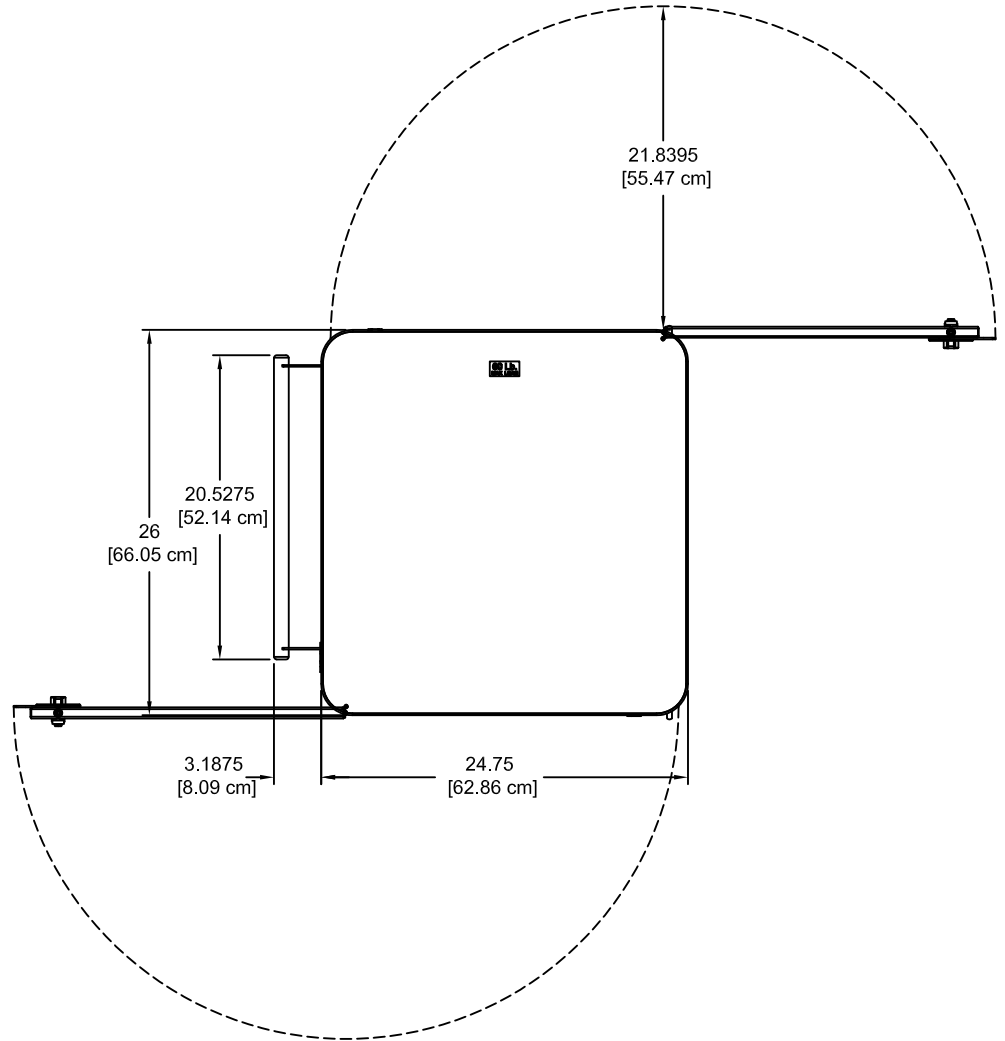
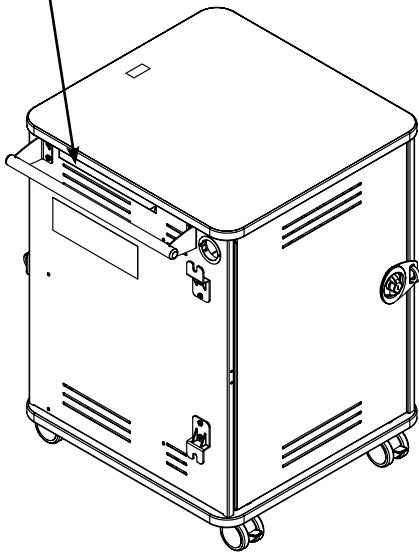
External power switch, LED indicators, and AUX outlet

Cloud32 Chromebook Cart
(with BW)

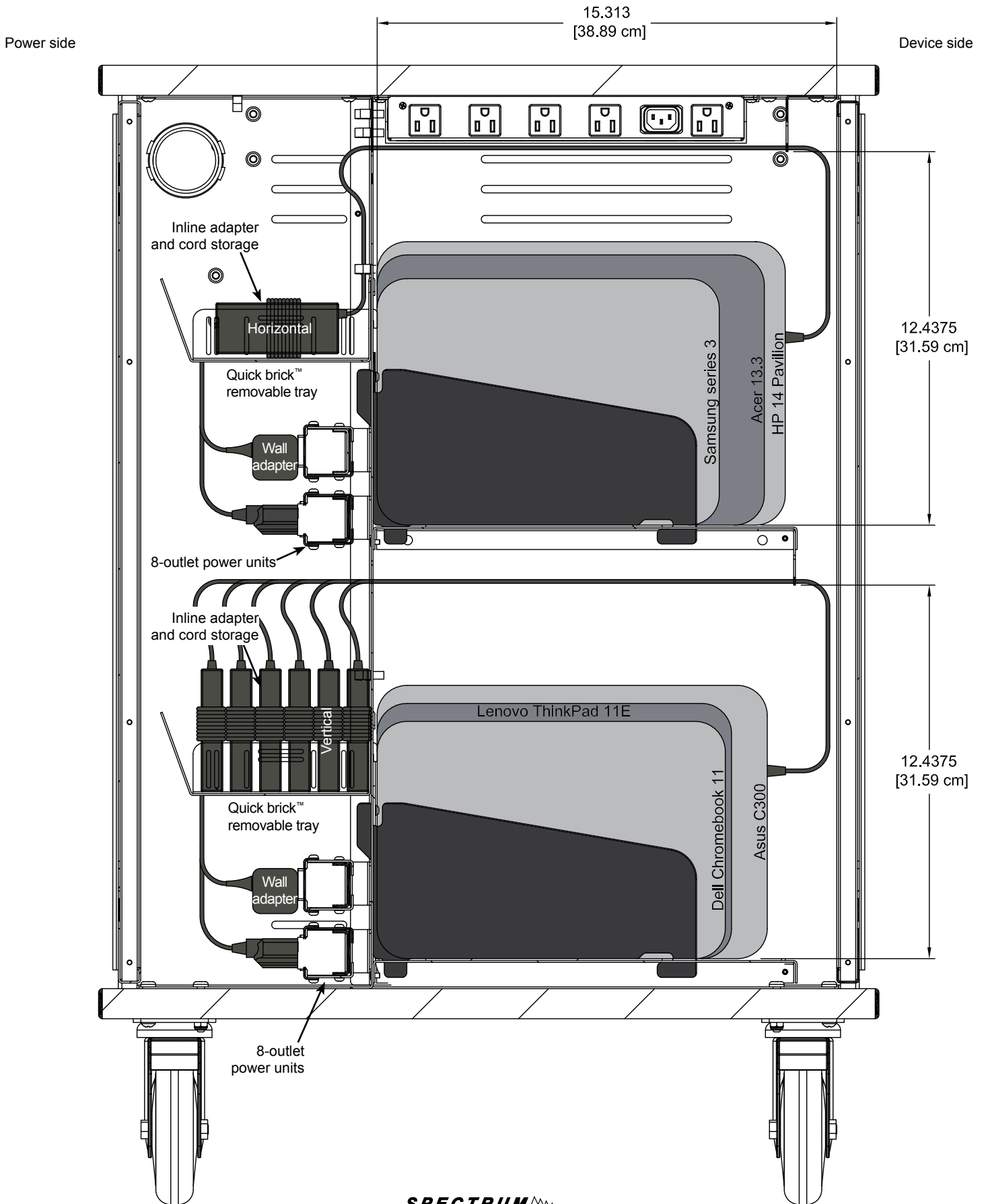


External power switch, LED indicators, and AUX outlet

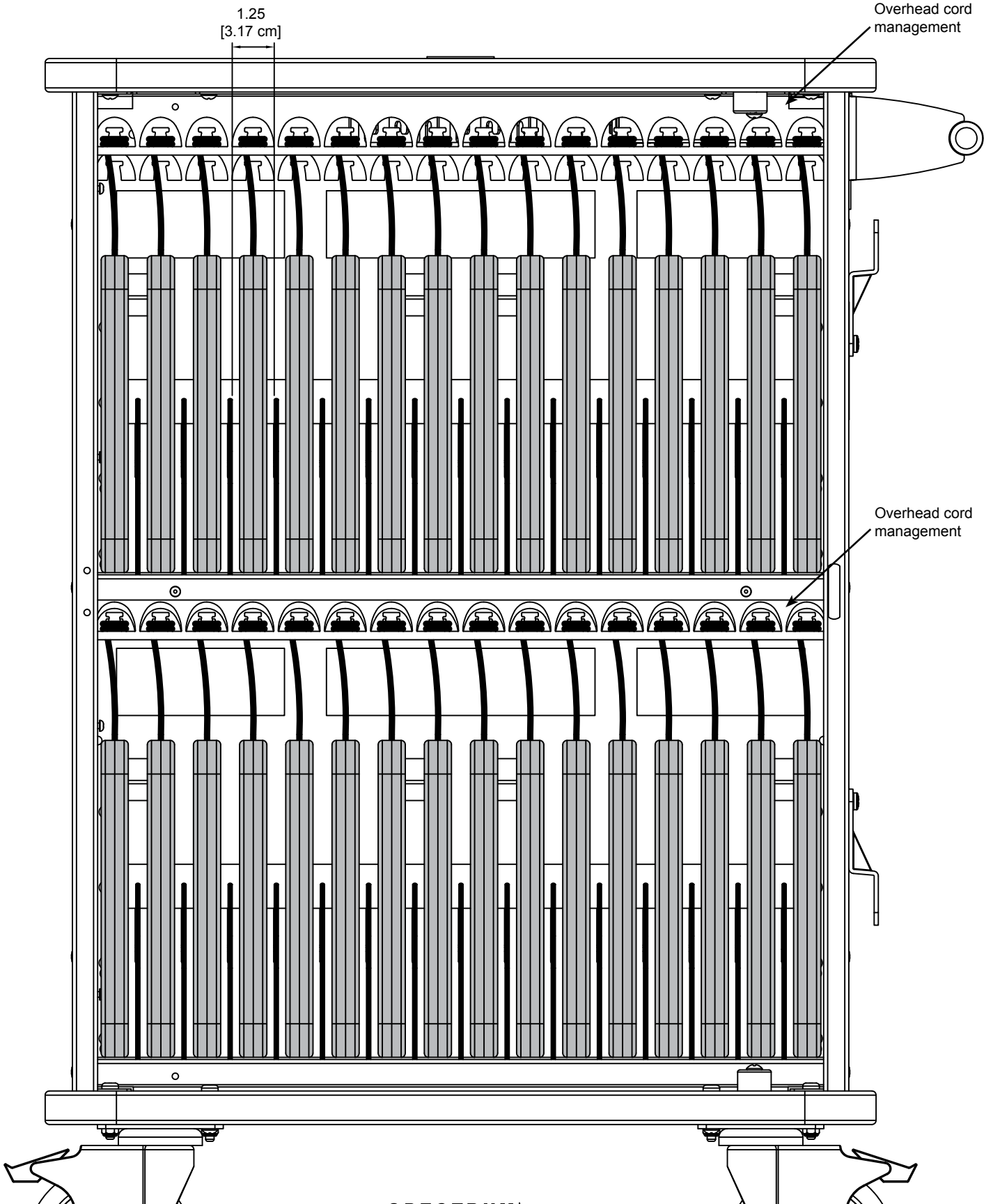
Cloud32 Chromebook Cart
(with TW)



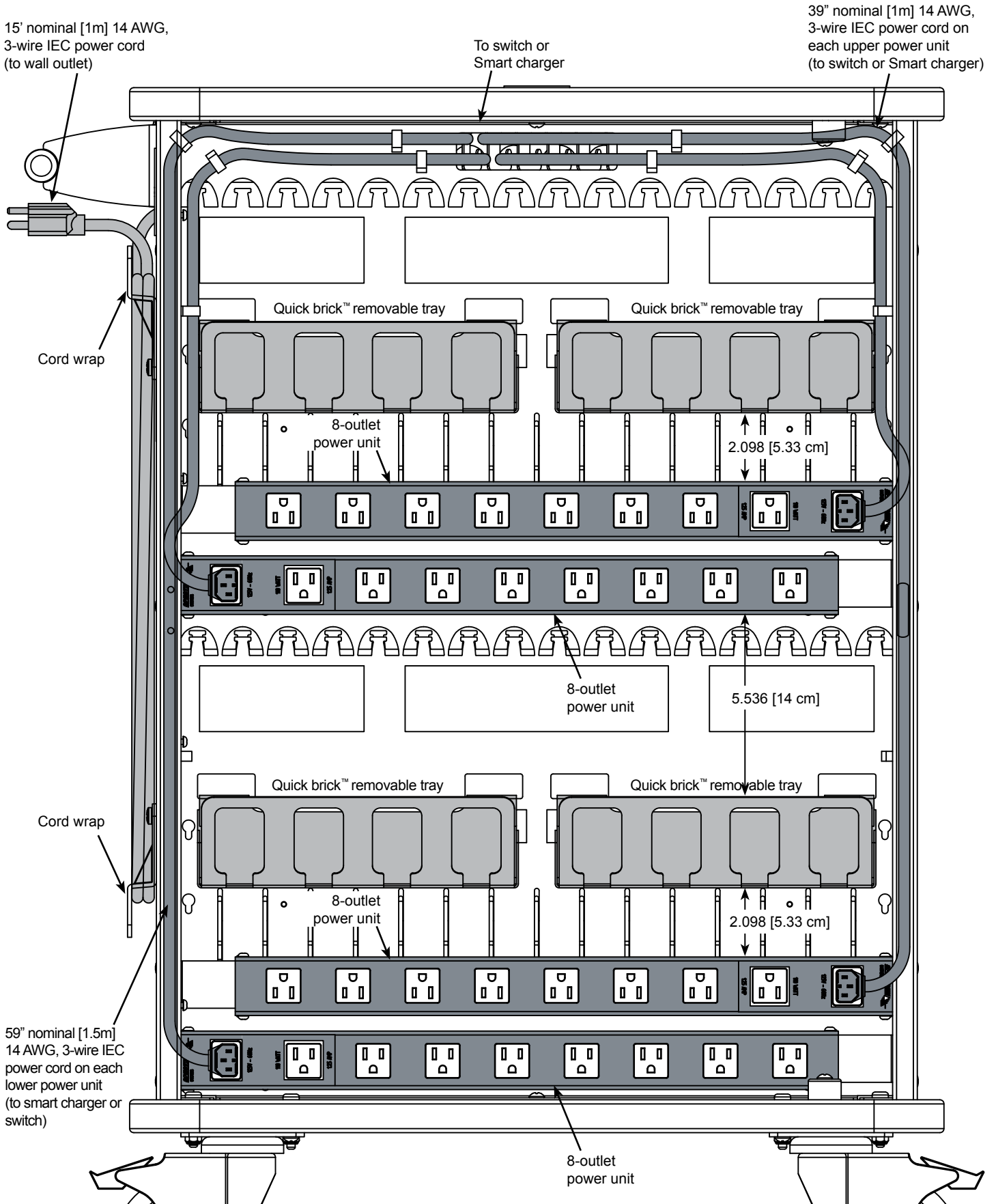
Cloud32 (with smart charger)
 Section view A-A
 (shown with common Chromebook models)



Cloud32
Device side view wiring diagram
(shown without door)

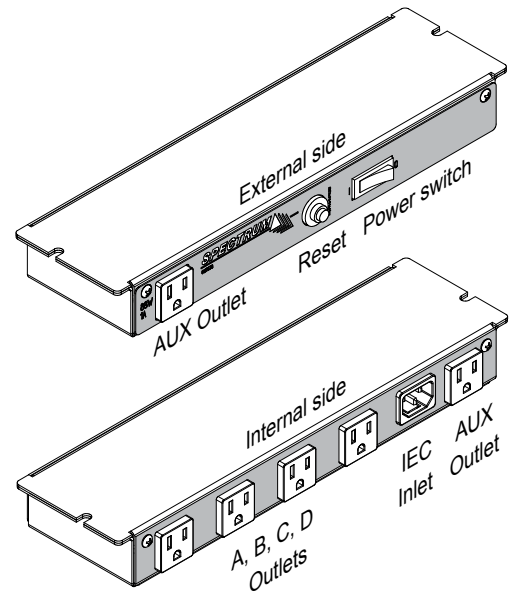
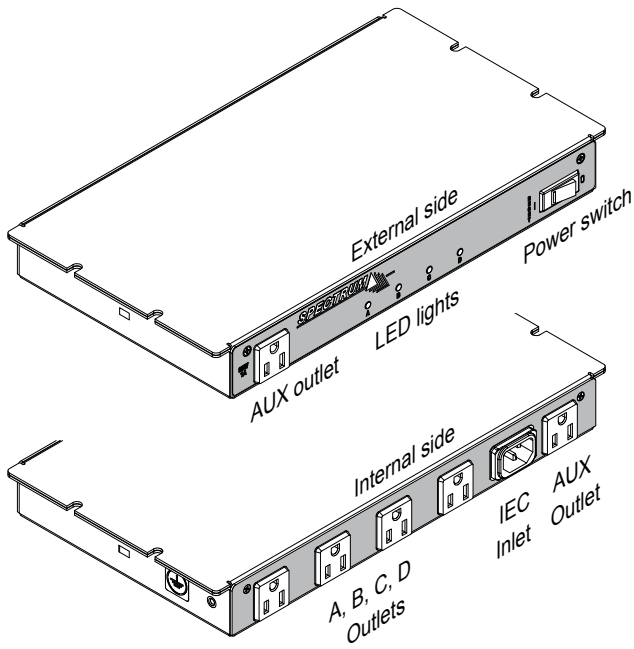


Cloud32
Power side wiring diagram
(shown without door)

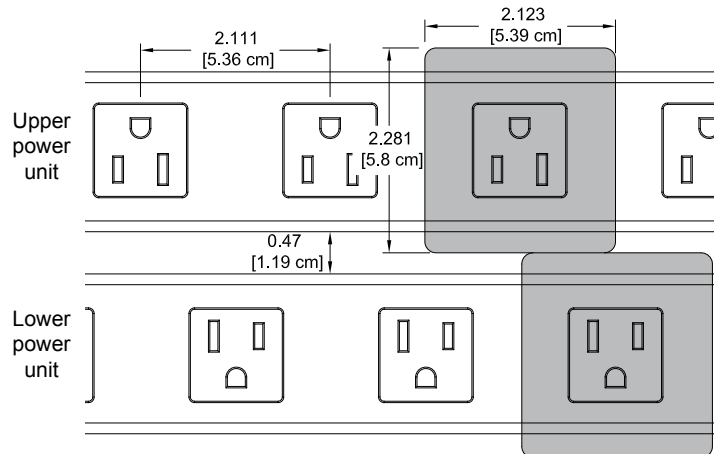


"No Touch" Smart Charger
(55469 only)
(see p.10 for specs)

Power Switch
(55468 only)
(Non current-sensing)



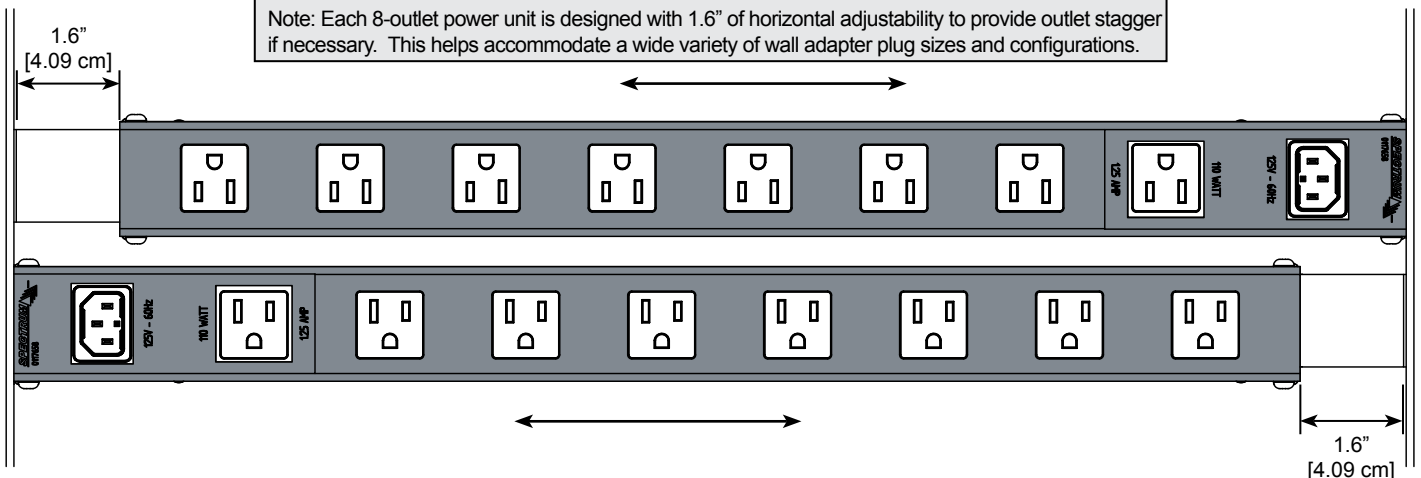
Nominal outlet spacing on each 8-outlet power unit



(See p.7 for spacing above and below outlets)

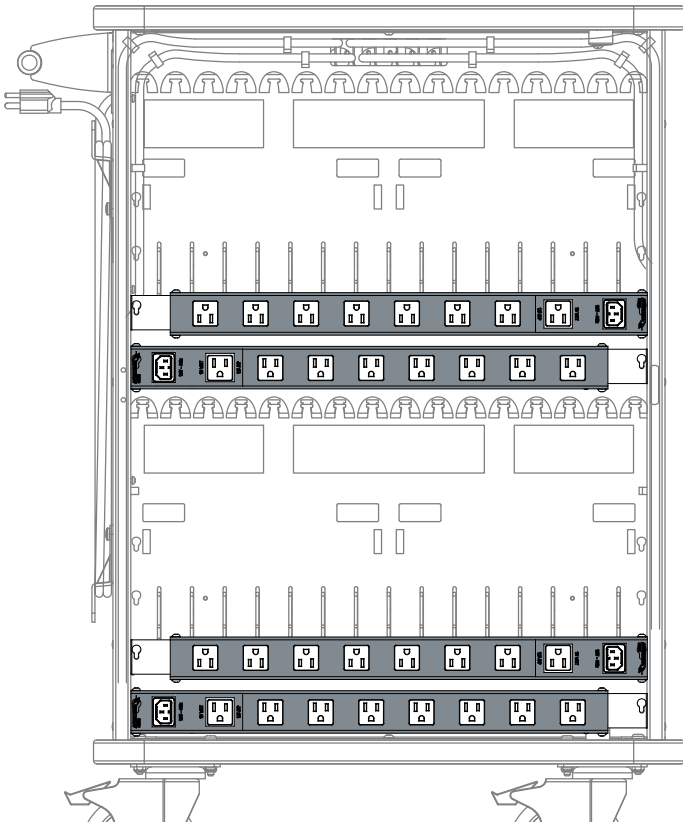

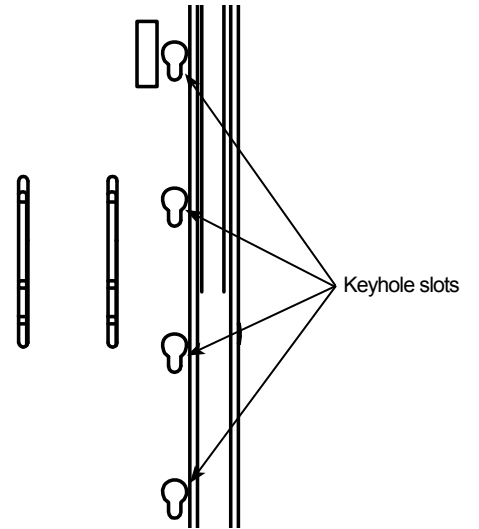
Power unit adjustability

Note: Each 8-outlet power unit is designed with 1.6" of horizontal adjustability to provide outlet stagger if necessary. This helps accommodate a wide variety of wall adapter plug sizes and configurations.

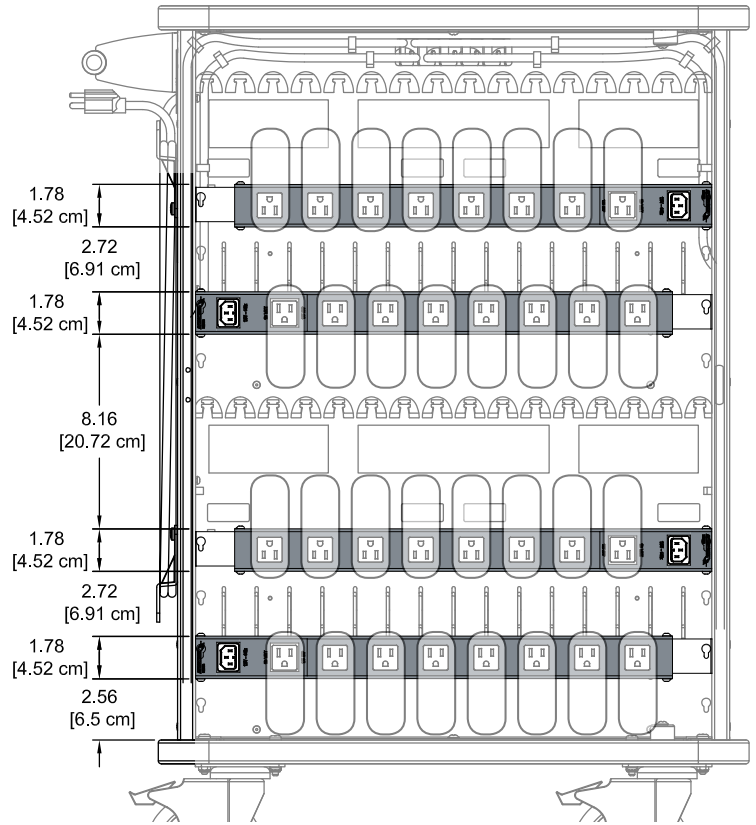


Cloud32
Power unit vertical adjustability
(shown without door)

Note: Four sets of keyhole slots provide the ability to vertically relocate each 8-outlet power unit. This can be done to provide clearance for extra large wall adapters. Loosening two screws on each power unit allows easy adjustment. The Quick brick™ trays are not needed and have to be removed in this configuration.



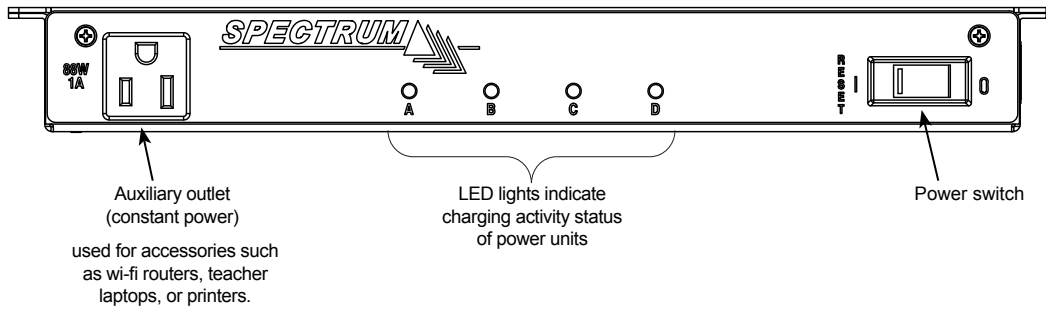
Factory-installed position



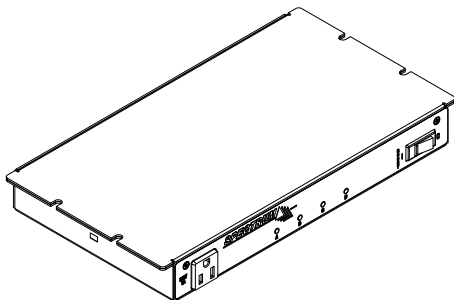
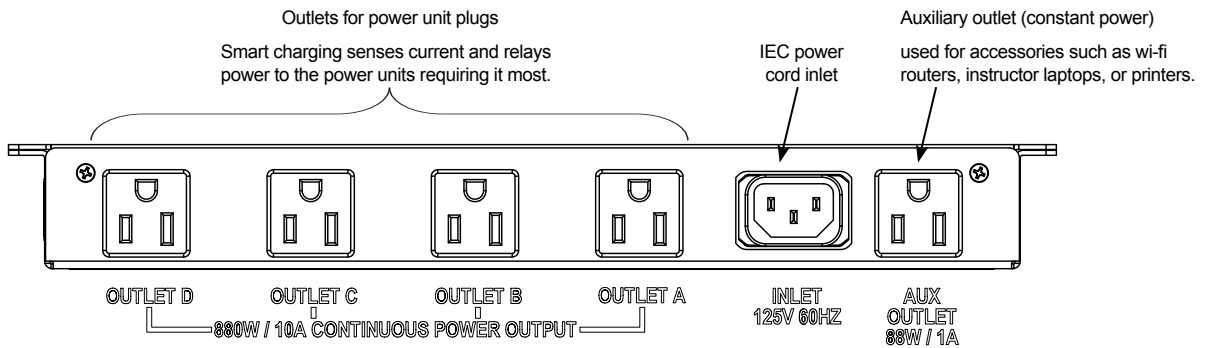
Typical spaced positions
for large wall adapters

"No Touch" Smart Charging System™

Front view
(external access)



Back view
(internal access)



Specifications:

Input:	125V~/12A, 60Hz
Max output:	125V~/12A, 60Hz (1440W)
Breaker:	15A, 250 Vac
Cycling interval:	15 minutes
Cycling outlets:	4 timed (A, B, C, D) up to 10A (rear)
Auxiliary outlets:	1 external, 1 internal, 1A each (controlled by main on/off switch)
Power cord:	IEC quick-release (replaceable) 15' nominal, 14 AWG, 3-wire
Power switch:	15A, rocker, red-lighted
Indicator lights:	green LED
Enclosure material:	16 gauge steel
Mounting type:	screw
Dimensions:	12.75"W [324mm] x 7.29"D [185.2mm] x 1.5"H [38.1mm]
Regulatory listing:	ETL recognized (certified to 60950-1) - Pending UL-Listed components

Features:

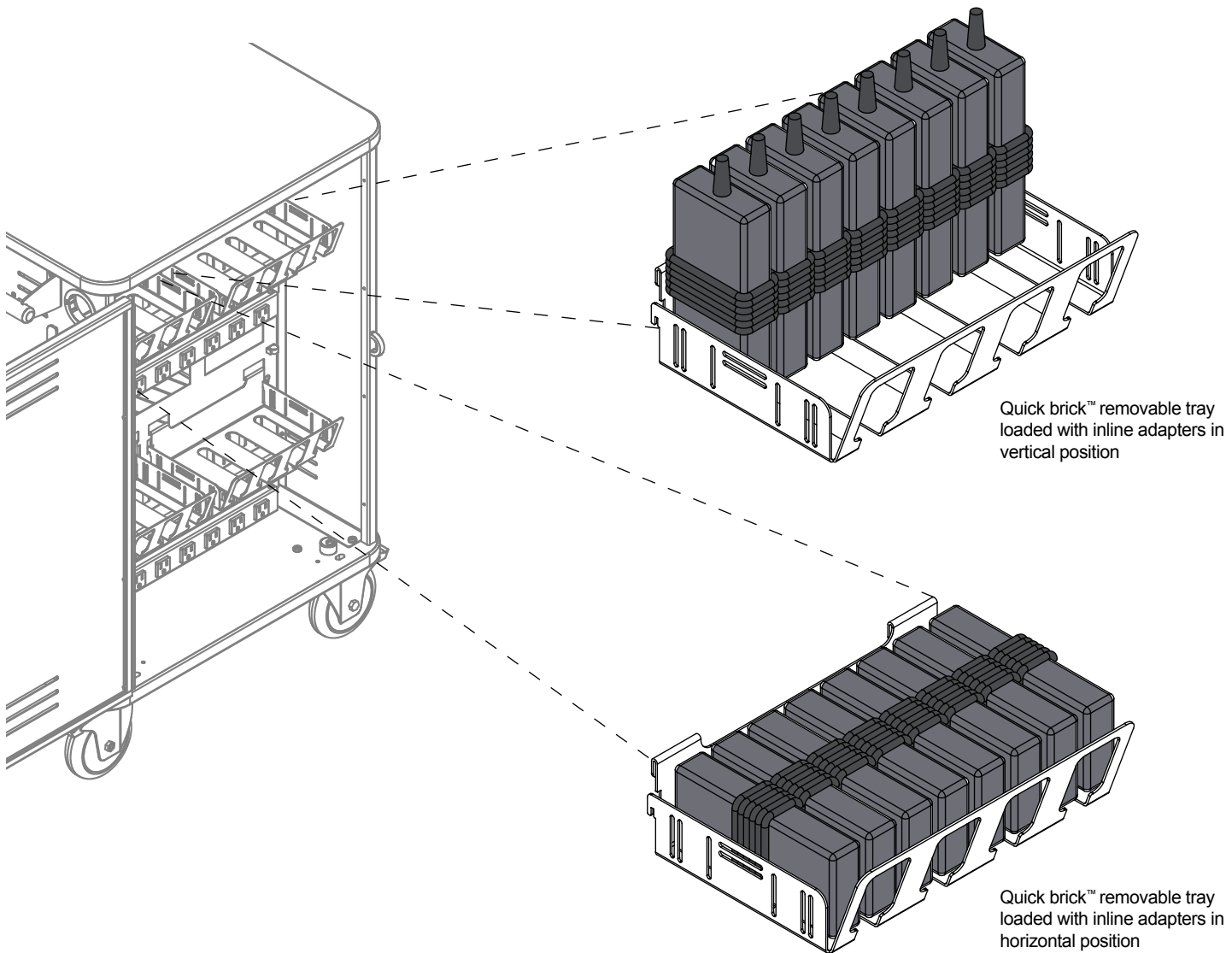
- The "No Touch" smart charger senses current from up to four, 10-outlet power units and distributes power (up to 10A) to the least-charged devices first. This sensing / switching occurs every 15 minutes. If no devices are plugged into a power unit, the charger skips the power unit and goes to the next one.
- No adjustments by the user are needed.
- If overall amp draw is low enough, the charger will send power to all four power units
- External power switch
- Four LED lights indicate charging activity status of each power unit. Lights remaining on continuously indicate the devices connected are fully-charged.
- Diagnostic-capable mode
- 1A auxiliary outlets (one internal, one external) remain on while the unit is powered on, and can be used (even during charging cycles) to power accessories like a teacher laptop or wifi access point.
- Prevents electrical overload in older classrooms

⚠ CAUTION ⚠

- **Auxiliary outlets are for peripheral use only.** Do not use auxiliary outlets to charge multiple laptops or devices. (Use cycling outlets A, B, C, D for charging.)
- Switch the timer power switch OFF before unplugging or plugging-in the main power unit cords.
- Total equipment load not to exceed 12-amps per power unit.
- Do not plug the power cord into an extension cord.
- Inspect power cord before each use. Do not use power cord that is damaged.
- Do not unplug by pulling on the cord.
- Do not step on, drive over, drag, or place objects on the power cord.
- For indoor use only. Do not install or store the unit where it will be exposed to moisture. Keep dry.
- For added safety, plug the timer into a grounded three-prong receptacle controlled by a GFI (Ground Fault Interrupter) circuit breaker.

Note: Cart includes four Quick brick™ removable trays with a Velcro® retaining strap for charge adapters to provide fast and easy wiring for quick deployment.

For Chromebooks with wall adapters, the Quick brick™ removable trays can be used to store bundled cords.



Options



Hook-and-loop strap kit
(16) .75" [1.91 cm] x 12" [30.48 cm],
and (32) .75" [1.91 cm] x 5" [12.7 cm]
95004

Warranty

WE WILL MAKE IT RIGHT FOR YOU!

Spectrum is committed to provide complete customer satisfaction. Each of our products is manufactured from the best materials available and each product is stringently monitored throughout the production process through our P.A.C.E. program (Product Assurance to meet Customer Expectations).

We expressly warrant that Spectrum products will be of good quality and workmanship and free from defect for the period set out in the warranty table below from the date of delivery. This warranty shall not apply to defects or damage resulting from misuse, abuse, neglect, improper care, modification or repair not authorized by Spectrum, or any other cause outside the control of Spectrum. Spectrum will, at its sole option, either repair or replace the defective product.

This warranty is exclusive; no other warranty, written or oral, is expressed or implied. This warranty is given by Spectrum to Buyer and to no other person or legal entity. No Spectrum dealer, distributor, agent or employee is authorized to make any modification or addition to this warranty.

NOTWITHSTANDING ANYTHING TO THE CONTRARY, SPECTRUM WILL NOT UNDER ANY CIRCUMSTANCES BE LIABLE FOR INDIRECT OR LIQUIDATED DAMAGES, INCLUDING CONSEQUENTIAL, INCIDENTAL AND SPECIAL DAMAGES. IN NO EVENT SHALL SPECTRUM'S LIABILITY, WHETHER UNDER CONTRACT OR WARRANTY, IN TORT OR OTHERWISE, EXCEED THE PURCHASE PRICE RECEIVED BY SPECTRUM FOR THE PRODUCT AT ISSUE AND "RECALL ACTION" EXPENSES. SPECTRUM SHALL NOT BE SUBJECT TO ANY OTHER OBLIGATIONS OR LIABILITIES, WHETHER ARISING OUT OF BREACH OF CONTRACT, WARRANTY, TORT (INCLUDING NEGLIGENCE AND STRICT LIABILITY) OR OTHER THEORIES OF LAW, WITH RESPECT TO PRODUCTS SOLD OR SERVICES RENDERED BY SPECTRUM, OR ANY UNDERTAKINGS, ACTS OR OMISSIONS RELATING THERETO.

Our Customer Service Department is ready to provide immediate attention to any questions, comments or concerns. They are available to answer your calls Monday through Friday from 7 am to 5 pm CST. In addition your product comments or concerns are welcome via e-mail at: spectrum@spectrumfurniture.com.

Warranty Table

effective 1/1/2015

Item	Warranty Period
Adjustable Crank/Electric Desk Legs	• 1 Year
Flat Panel Desk Gas Cylinders	
Chairs <ul style="list-style-type: none"> • Adjustable Height Chair Parts – including frames, gas cylinders, wood and plastic parts, control handles, casters • Adjustable Height Chair Upholstery • In-Stock Upholstery • Graded-In Fabrics and Customer Owned Material 	<ul style="list-style-type: none"> • 7 Years • 2 Years • 2 Years • No Warranty
Height Adjustable Columns and Lifts	• 1 Year
General Use Casters	
Electrical	• 2 Years
Keyboard/Mouse Trays	• 1 Year
Flat Panel Monitor Arms <ul style="list-style-type: none"> • Flat Panel Monitor Arm – General Parts • Flat Panel Monitor Arm – Gas Cylinders 	<ul style="list-style-type: none"> • 5 Years • 2 Years
Desks and Lecterns <ul style="list-style-type: none"> • Computer Desk Chassis • Cart Chassis • Lectern Chassis 	• 10 Years

