

ROOM SCHEDULING SYSTEM



Touchboards

205 Westwood Ave, Long Branch, NJ 07740
Phone: 866-94 BOARDS (26273) / (732)-222-1511
Fax: (732)-222-7088 | E-mail: sales@touchboards.com

TOUCHIT MEETING™

Simple, Cost effective, & stylish room scheduling system with Google Calendar, Microsoft Exchange, Outlook and Excel Integration

TouchIT Meeting provides great looking digital signage displays for use outside meeting rooms , conference facilities, video conferencing suites, hot desks and any other shared spaces that benefit from being booked or managed using an electronic calendar.



Simple green and red borders show at a glance if the room is currently free or reserved. If a room is in use, details of the current meeting, when it will end as well as details of that room's availability later in the day are also visible on the screen.



Scheduling a meeting room is as simple as adding an event into the calendar for that particular room which is setup on your system.

Our room scheduling software can integrate with Google Calendar, Microsoft Exchange, Outlook and even Excel.

Rooms can be booked "on the go" from any Cell Phone, Tablet or Computer with access to the room's calendar.

WHY DO I NEED TOUCHIT MEETING?

- Have you ever looked for a meeting room and not been sure if it had been scheduled by somebody else?
- Have you ever started a meeting to be interrupted as somebody else had booked that same room a week earlier?
- Have you ever walked in on your bosses' meeting, as you couldn't see if the room was occupied through the frosted glass?

Then you need TouchIT Meeting !

HOW IT WORKS...

TouchIT Meeting uses software to data merge calendar information from industry standard systems, including MS Outlook, MS Exchange, Google Calendar and Excel. This data passes via the Cloud to the wireless 7" displays that are connected to your wireless network located outside the rooms.

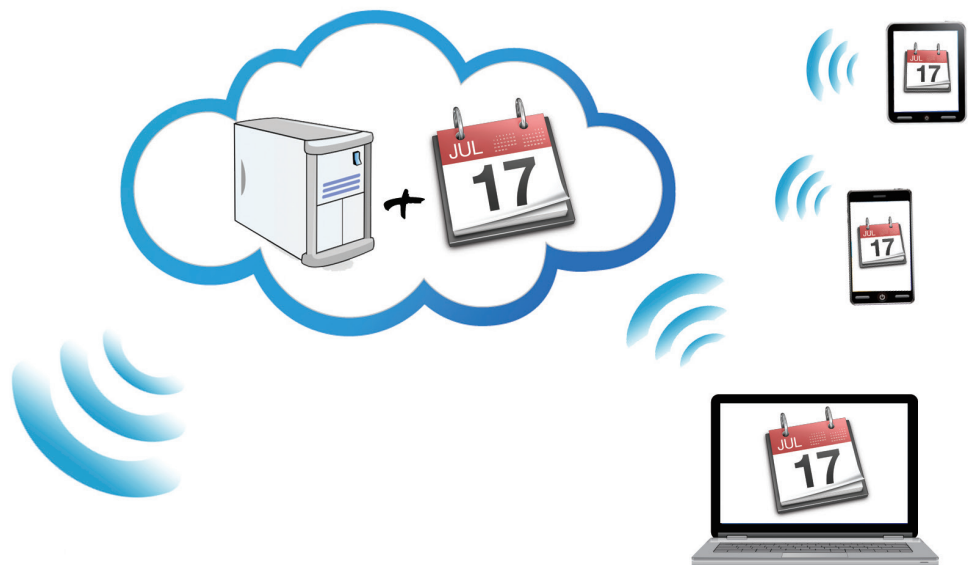
Our software monitors the calendar or Excel sheet that is being used to schedule the room and pushes the information out to the 7" displays when it is added or updated.

Each room or space has its own calendar setup in MS Outlook, MS Exchange, Google Calendar or Excel.

To book a meeting room, simple connect to the calendar that is associated with that room. This can be from your computer, cell phone or tablet device. Then, simply schedule your meetings just as you would in your own personal calendar - it's that simple!



7" Displays are powered via a standard mains electrical outlet. Battery operation is possible, but the unit will need to be unmounted from the wall and recharged.



WHERE CAN I USE TOUCHIT MEETING?

- Outside meeting rooms
- Conference facilities
- Video conferencing suites
- Hot desks
- Any shared spaces that benefit from being booked or managed using a standard calendar

SETUP

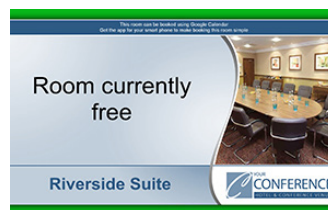
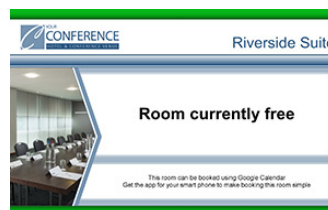
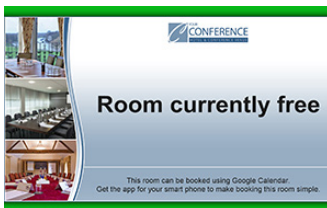
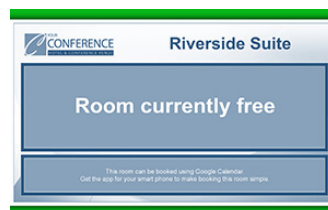

Setup is simple. Install the monitors outside the meeting rooms or spaces using the secure lockable mounting bracket that is included with the screen and connect them to an outlet. Then, connect your screens to the wireless network in your facility over WIFI. Our technicians will work with your company's IT specialists to configure the scheduling software to function with your calendar setup. It really is that simple. The information contained in the calendars is dynamically turned into designer artwork, using the server software on your own PC or server, before being delivered wirelessly (via the cloud) to the screens placed outside your rooms.

Use one screen per room, if you only have one entrance, or connect several to the same calendar for rooms or buildings with multiple entrances.

Your TouchIT Meeting screens display their room booking information as a series of designer images which are customized to include your logo, font, corporate color and photographs. There are a selection of graphic styles to choose from.

CUSTOMIZABLE LAYOUT TEMPLATES INCLUDED

- Add your logo
- Add your own images
- Customize the colors
- Choose from one of the stylish templates available



What's in the box?

Before you purchase TouchIT Meeting, please talk to us about your requirements so we can advise whether you need to host your own server software or whether we can host it for you


- 7 inch 1920 by 1200 HD android tablet
- Robust acrylic frames with Black satin extruded fascias
- Wall mounts with security locks
- Playback software with full Kiosk mode security features
- Touch screen configuration
- USB power supply
- Built-in battery and cable storage for battery powered applications
- Push notification for instant calendar updates
- Night time screen blanking
- For use with MS Exchange, each package requires a single purchase of our server software
- We can host the server software if you are using Google Calendars
- Quick Start Guide
- 12 Months warranty

DIMENSIONS AND WEIGHTS

Unit Weight	0.96kg	(2.12lbs)
Packaged Weight	1.2kg	(2.66lbs)
Packaged Dims	290mm x 200mm x 100mm	(11.42" x 7.87" x 3.94")



Wall Mounting Bracket





TouchIT Technologies

2051 Villa, Suite 104

Birmingham, MI, 48009

USA

sales@touchittechnologies.com

USA - 248 764 1084

UK - 0208 819 9641

AUSTRALIA - 0290 370 130

ASIA PAC Sales +886 955 771 765

HONG KONG Sales +85 258 083 087

Distributed By: